


TEMPERATURE CALIBRATION WITH ISOTECH BLOCK BATHS

ISO 9000
Requirements



ISOTECH

Preface

In April 1997 Isothermal Technology presented a seminar at the Technology Promotion Association (Thai Japan) at Bangkok, Thailand. The TPA later worked with W. Dhavepatana Co. Ltd to turn the seminar notes into an attractive small book published in the Thai language. Isothermal Technology is pleased to offer an English language copy of the updated seminar notes which, it is hoped, will be found useful to those involved with temperature calibration.

Isothermal Technology is grateful for the assistance of the TPA in providing an electronic copy of the booklet and also to W. Dhavepatana Co. Ltd for their invaluable assistance. Further information about the TPA can be found at <http://www.tpa.or.th> and information about W. Dhavepatana Co. Ltd is at <http://www.w-dhave.inet.co.th>

Isothermal Technology Ltd is involved with the research, development and manufacture of temperature products. Equipment produced includes Standard Platinum Resistance Thermometers, fixed point cells and associated equipment, which are used in metrology laboratories throughout the world. Industrial calibration equipment includes portable dry block calibration systems, thermocouple referencing and more. Isotech has published much information, including the Isotech Journal of Thermometry, and this text draws from such information.

Acknowledgement for much of the text is due to John Tavener and Henry Sostmann with special thanks to David Ayres.

David J. Southworth: March 1999.

Information provided in this publication is intended for general guidance only and not necessarily deemed definitive. Every effort has been made to ensure the accuracy of information presented but the reader should refer to relevant published standards as appropriate.

Product and company names listed are trademarks or trade names of their respective companies.

All rights reserved. This publication may not be reproduced, stored in any retrieval system, or transmitted in any form or by any means electronic, mechanical, photocopying or otherwise without the written permission of the copyright owner.

© Isothermal Technology Ltd 1999 Specifications and data included are subject to change.

Published by:
Isothermal Technology Limited,
Pine Grove,
Southport,
Merseyside.
PR9 9AG
England.

<http://www.isotech.co.uk>



Contents

The Temperature Sensors	5
Industrial Platinum Resistance Thermometers	5
Construction.....	5
Sources of Error	10
Thermocouples	13
Construction.....	15
Sources of Error	18
Metal Block Baths.....	21
Important Principles of Block Baths	21
History	21
Objectives	22
Categories of Dry Block Baths	23
Illustrations of the Types of Block Bath	23
Getting Good Results with Dry Blocks.....	25
Performance and Guide Lines	26
Calculating the Uncertainty of Block Baths.....	31
Using the Bath	33
Beyond Dry Blocks	35
Professional Comparison Calibrators	35
Primary or Fixed Point Calibration.....	39
Automation and Software	43
Isotech's Calibration Laboratory	46
Thermocouple and PRT Tables.....	48

Traceable Temperature Calibration

with Metal Block Systems

Introduction

By far the most common type of device for calibrating thermometers is the metal block “bath”, in which a block of metal, having holes of suitable geometry for the thermometers to be calibrated and for the reference thermometers, is brought to an appropriate temperature in a controlled manner.

The metal block bath is also perhaps the least understood, and most misleadingly specified, of all temperature calibration devices.

It is the intention to outline the use of such devices to perform traceable temperature calibration.

In order to appreciate the use of these baths it is helpful to have an understanding of the: -

Temperature sensors commonly used in them

Important principles of the calibration equipment

The latest guidance on the use and calibration of such devices

The expression of uncertainty for block baths.

These points will be briefly considered before moving to related issues including: -

Using Dry Block Baths

Automation of the calibration process

Equipment to use when greater accuracy is required.

Some issues, such as measurement uncertainty calculation, can become complex. Indeed there is a danger that some approaches can become so complex that they are meaningful only to the statisticians and other highly specialised personnel who devise them - leaving the industrial user confused.

Here the approach is a practical one, which it is hoped, will be relevant to the user of metal block baths. References for more detailed and theoretical calculations are given in Appendix 1.



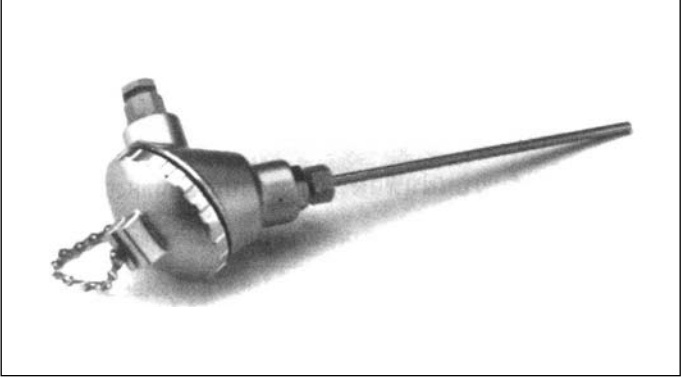


FIG 1 TYPICAL IPTS

The Temperature Sensors

Firstly, before considering the dry block calibrator the properties of the sensors to be calibrated need to be considered. The two sensor types most commonly used in industry are discussed here, the *platinum resistance thermometer* and the *thermocouple*.

Industrial Platinum Resistance Thermometers

The industrial platinum resistance thermometer is widely used in science and industry. It is available in a wide variety of physical sizes and can be utilised to give:-

High accuracy

Low drift

Wide operating range

Suitability for precision applications

Resistance thermometers rely on a metal's change of resistivity with temperature. Only a few metals have properties that make them suitable for the construction of thermometers, of those few platinum is the most widely used. Platinum resistance thermometers are widely known as p.r.t.'s and RTDs (resistance temperature detectors).

Construction

Platinum resistance thermometers are usually available in metal, ceramic or glass sheaths. A typical thermometer might be 6mm diameter and 300mm long.

Inside the sheath is the sensing resistor also known as an element, detector or sensor. There are two broad types of construction; film thermometers and wire wound thermometers.






















The film type consists of a layer of platinum on a substrate, the layer may be extremely thin, 1 micron, and such devices are very fast to respond to temperature changes. There are however concerns regarding hysteresis and "strain gauge" effects.

The wire wound type can generally offer better accuracy, there are different construction methods that are a compromise between robustness and reproducibility. If the fine platinum coil is fully supported the wire is strained as it expands and contracts with temperature cycling. If it is not supported vibration and shock can cause the fine coils to come into contact with each other.



Typical Elements

Thermal Developments International produce a wide range of Detectors using wire conforming to IEC 751

All dimensions in mm Detectors shown same size	Resistance tolerance at 0°C	Ceramic length	Ceramic diameter	Sensing length
	0.1%	70mm	4mm	65mm
P100/5024 F2100/5024 	0.1%	50 + 0 - 0.5	2.4 + 0 - 0.03	47 ± 1
P100/5015 F2100/5015 	0.1%	50 + 0 - 0.5	1.5 + 0 - 0.03	48 ± 1
P100/3045 F2100/3045 	0.1%	30 + 0 - 0.5	4.5 + 0 - 0.03	27 ± 1
P100/3038 F2100/3038 	0.1%	30 + 0 - 0.5	3.8 + 0 - 0.03	28 ± 1
P100/2532 F2100/2532 	0.1%	25 + 0 - 0.5	3.2 + 0 - 0.03	22 ± 1
P100/2528 F2100/2528 	0.1%	25 + 0 - 0.5	2.8 + 0 - 0.03	22 ± 1
P100/2524 F2100/2524 	0.1%	25 + 0 - 0.5	2.4 + 0 - 0.03	22 ± 1
P100/2515 F2100/2515 	0.1%	25 + 0 - 0.5	1.5 + 0 - 0.03	22 ± 1
P100/2516 F2100/2516 	0.1%	25 + 0 - 0.5	1.6 + 0 - 0.03	22 ± 1
P100/2020 F2100/2020 	0.1%	20 + 0 - 0.5	2.0 + 0 - 0.03	17 ± 1
P100/1545 F2100/1545 	0.1%	15 + 0 - 0.5	4.5 + 0 - 0.03	12 ± 1
P100/1532 F2100/1532 	0.1%	15 + 0 - 0.5	3.2 + 0 - 0.03	12 ± 1
P100/1528 F2100/1528 	0.1%	15 + 0 - 0.5	2.8 + 0 - 0.03	12 ± 1
P100/1524 F2100/1524 	0.1%	15 + 0 - 0.5	2.4 + 0 - 0.03	12 ± 1
P100/1520 F2100/1520 	0.1%	15 + 0 - 0.5	2.0 + 0 - 0.03	12 ± 1
P100/1516 F2100/1516 	0.1%	15 + 0 - 0.5	1.6 + 0 - 0.03	12 ± 1
P100/1515 F2100/1515 	0.1%	15 + 0 - 0.5	1.5 + 0 - 0.03	12 ± 1
P100/1512 	0.1%	15 + 0 - 0.5	1.2 ± 5%	12 ± 1
P100/1509 	0.1%	15 + 0 - 0.5	0.9 ± 5%	12 ± 1
P100/1012 	0.1%	10 + 0 - 0.5	1.2 ± 5%	8 + 0 - 1

For support, the coils can be partially encased in glass.

Most commonly the thermometer will have a resistance of 100 Ohms at 0°C with a resistance change of approximately 0.4 Ohms / °C.

The length of the detector can be anything in the range of 6 to 75mm, which is significant for calibration and is discussed later. A range of detectors produced by Thermal Developments International is shown; TDI are a leading manufacturer of such devices. For temperature ranges of less than 450°C the thermometer will usually be housed in a stainless steel sheath. Thermometers with stainless steel sheaths may externally appear to be robust but they should always be handled with care. Thermometers that are very hot should not be moved if at all possible. As a simple rule of thumb a thermometer should not be moved when it is above 450°C as the wire is then soft and vulnerable.

The relationship between temperature and resistance for industrial sensors is defined by the International Electrotechnical Commission in IEC 751, the first edition was published in 1983 but the standard has been amended to bring it into line with the ITS-90. Although the temperature to resistance equation remains unchanged the value of the constants used in the equations are different.

For the range -200°C to 0°C the temperature to resistance equation is: -

$$R_t = R_0 [1 + At + Bt^2 + C(t-100^\circ\text{C}) t^3]$$

and for the range 0°C to 850°C

$$R_t = R_0 [1 + At + Bt^2]$$

For the quality of platinum commonly used in industrial thermometers the constant values are:-

$$A = 3.9083 \times 10^{-3}$$

$$B = -5.775 \times 10^{-7}$$

$$C = -4.183 \times 10^{-12}$$

IEC 751 Also specifies tolerances, see FIG 4, page 9.

Whilst this is the current international standard care should be taken as there are other older standards. Much equipment produced to these standards remain in common use. Historically Japan and the United States used platinum wire with a different purity to that used in Europe.

X Ray showing a section of
wire wound detector

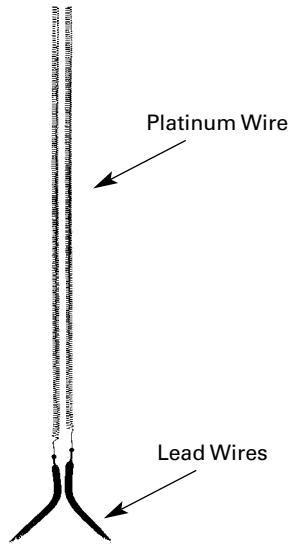


FIG 2

PARTIALLY SUPPORTED DETECTOR

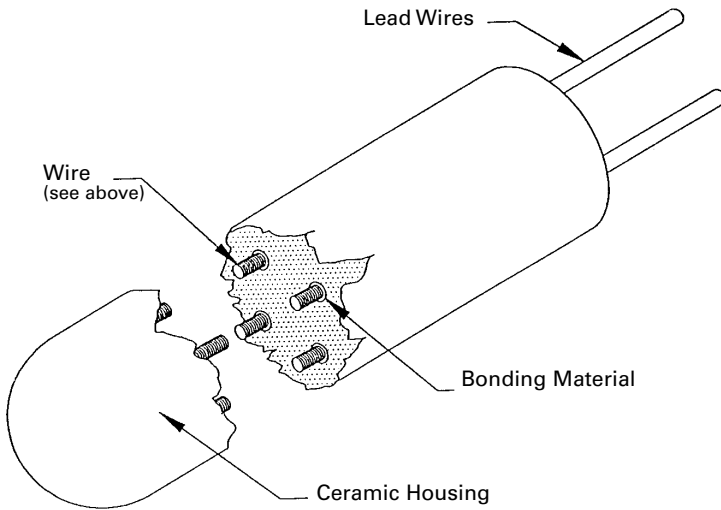


FIG 3 PRT ELEMENTS

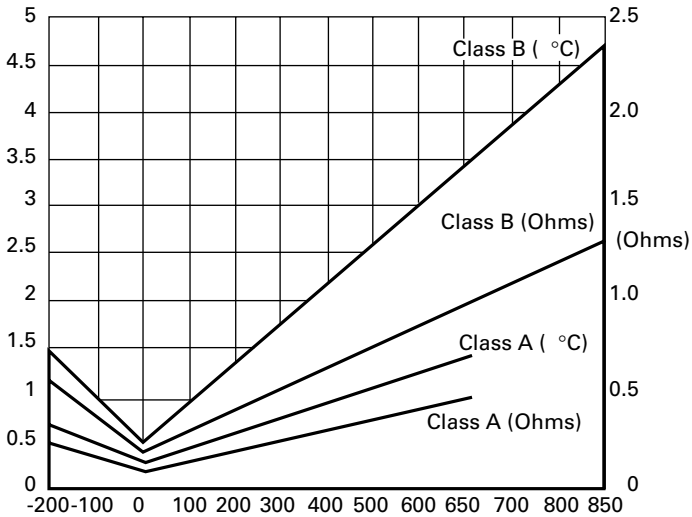
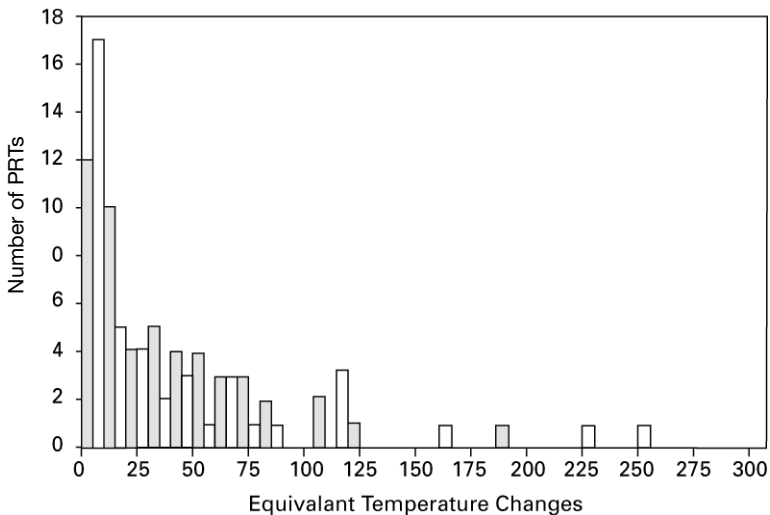


FIG 4 Tolerance values as a function of temperature for 100 ohm thermometers

Limitations of Use

Platinum resistance thermometers in industrial applications are rarely used above 660°C. At temperatures above 450°C it becomes increasingly difficult to prevent the platinum from becoming contaminated by impurities from the metal sheath of the thermometer. Also thermal cycling over large temperature excursions inevitably leads to both strain of the wire and work hardening. This can lead to drift in the thermometer's characteristics. The higher the temperature range the higher the potential for drift - for this reason a p.r.t.'s (platinum resistance thermometer) regular calibration and checking should be limited to the usual operating range of the thermometer.



Histogram of maximum temperature change at 0°C during ten exposures to 232°C for a group of 98 IPTs.

FIG 5 Limits with temperature cycling.

Sources of Error

Immersion Error - Stem Conduction

With the calibration of industrial platinum resistance thermometers stem conduction is likely to be the main source of error.

Immersion or Stem Conduction errors are caused by the flow of heat along the thermometer sheath. If the thermometer is immersed into a hot body the flow of heat will be from the body along the thermometer sheath into the ambient surroundings. Conversely if the thermometer is placed into a body cooler than the surroundings then heat will flow along the sheath into the cool body. The temperature profile along the stem can lead to errors.

Figure 6 shows a thermometer with an internal sensing element of 20mm. The thermometer is immersed only 10mm and it is clear that the thermometer will not be able to reach the temperature of the body. The important question is, how far should the thermometer be immersed to eliminate the immersion error? This will depend on various factors including the characteristics of the thermometer and the temperature difference between the stem and the body of interest.

Various methods or mathematical models have been suggested to allow this error to be calculated but the number of variables involved make it difficult in practice to calculate the error. From the practical point of view it may be better to immerse the thermometer as much as possible and to experiment by withdrawing the thermometer and observing any effect. It has been suggested that for metal block baths as a rule of thumb a thermometer should be inserted into the block the length of the detector plus an amount equal to 15 times the thermometer's diameter.

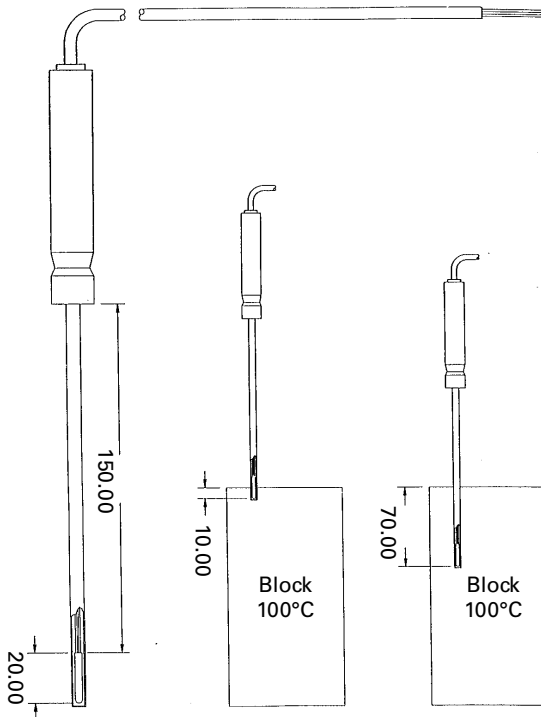


FIG 6

For calibration of industrial p.r.t.'s in metal block baths this is likely to be the dominant source of error and will influence the uncertainty of calibration, which will be discussed later. Unfortunately many industrial sensors are not designed with a view to calibration!

Other sources of error are now considered.

Lead Resistance

Resistance thermometers are, in a sense all "two wire" devices. It is when extension wires are attached to the sensing resistor that complete thermometers can become two wire, three wire or four wire connected.

Two wire devices are best avoided whenever possible. The extension wire becomes part of the thermometer and as the lead length becomes greater so does the lead resistance error.

Three wire devices can be used to largely overcome errors introduced by the extension wires. Such devices can easily be connected to electrical circuits such that the lead wire resistances cancel each other. However slight errors remain due to variations in the resistance of the individual wires.

Four-wire connection offers further improvements but industrial instruments do not always have input connections designed for four-wire connection, although laboratory instruments commonly do.

Thermal Lag

Errors due to thermal lag are those caused by the delay in the thermometer to respond to a change in temperature. Again mathematical models exist for this effect but in practice the time constant for industrial thermometers is often unknown. For a thermometer which is in a close fitting pocket of a metal block bath (which exhibits good temperature stability) it would be usual for the thermometer to reach its final value within a few minutes. A simple observation is the best means to confirm this for new or unknown sensors.

Thermal Capacity

When a thermometer is placed into a metal block bath, heat will flow into the thermometer, or from it. This loading of the block may cause the block to change its temperature, although the temperature controller of the block will compensate to some extent. With Isotech's block baths and the recommended method of using an external thermometer to measure the insert temperature such errors can be kept to a minimum. Ideally the thermal capacity of the block bath should be large compared to the thermal capacity of the probe, which will be the case for all but the largest of industrial probes.

Self Heating

Measuring the resistance of a p.r.t. requires an electrical current to be passed through the sensing resistor. The resultant power dissipated in the sensor (I^2R) is often warned against. In practice, for industrial probes with modern instrumentation, it is unlikely to cause significant error. The traditional

measuring current has been 1mA but modern instruments tend to use much smaller values that minimise any self heating, but may lead to other more significant DC errors. Users of laboratory standard platinum resistance thermometers need take more care to eliminate self heating errors.

DC Errors

Small D.C. voltages may be generated in p.r.t.'s due to thermoelectric effects caused by the joining of dissimilar metals in the construction of the p.r.t. For example the junction of copper to platinum can generate e.m.f. of 6 to 8 $\mu\text{V}/^\circ\text{C}$. Resulting offset voltages can lead to error in associated instrumentation although laboratory instruments may use measuring techniques to eliminate such errors.

Summary

Handle Carefully: *The external robust appearance of a p.r.t. can hide its internal fragility.*

Consider Stem Conduction: *Ensure p.r.t.'s are immersed sufficiently to minimise immersion errors.*

Thermocouples

The most widely used temperature sensor in industry is the thermocouple. They are available in a wide range of different types, constructions and temperature ranges. Thermocouples can be: -

Robust

Low cost

Have very wide operating ranges.

Shown below is a basic thermocouple circuit consisting of two dissimilar metal wires. Thermocouples produce a voltage output dependant on the temperature difference between the junctions. Hence, to measure temperature one of the junctions must be maintained at a known (reference) temperature. This junction is known as the "cold junction".

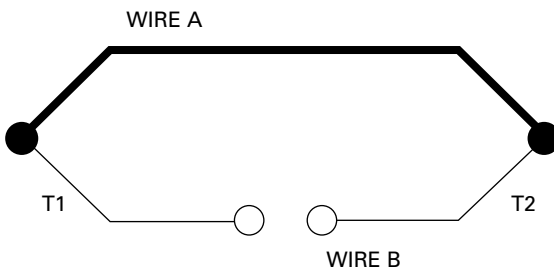
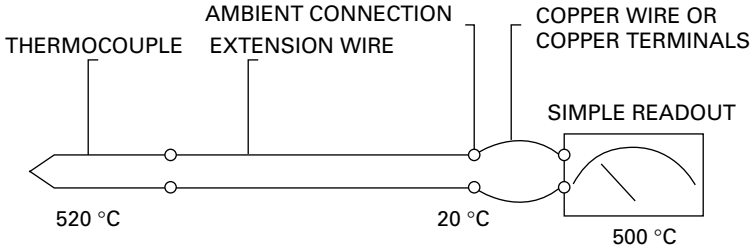
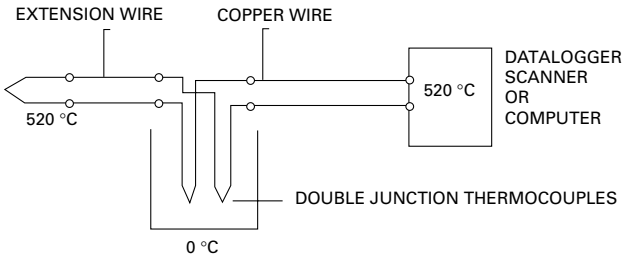



FIG 8 Various Practical Thermocouple Circuits

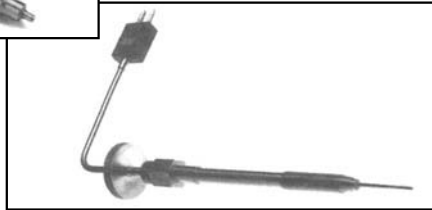



TYPICAL THERMOCOUPLE CONNECTED TO INDUSTRIAL TEMPERATURE CONTROLLER READOUT MEASURES CJC TEMPERATURE



Construction

Thermocouples can be constructed in various materials, the maximum operating temperature often determines the choice.



Typical Thermocouples

FIG 9

A commonly used construction for relatively high temperature is the mineral insulated metal sheathed thermocouple, often-called MIMS or MI. Here the two dissimilar metals are insulated with highly compacted mineral insulant, the outer metal sheath might be stainless steel or inconel. Such thermocouples may be used up to 1300°C dependent upon type and construction.

Industrial thermocouples may also be housed in stainless steel sheaths similar to those of platinum resistance thermometers, sometimes the sheath may be fitted with a terminal head. The terminal head may provide convenient terminals or some form of signal conditioning.

For lower temperature applications the thermocouple may be supplied as wire, with a welded junction at one end. The insulation of the wire will determine operating range: PTFE insulated thermocouples are commonly used to 200°C whilst Glass Fibre insulated wire may withstand temperatures up to 400°C. Ceramic insulation can be used for higher temperatures.

Various metals and metal alloys have been developed for use in the construction of thermocouples. The thermocouple is classified by a letter code for the particular combination of metals used, for example a Type K thermocouple comprises of nickel chromium and nickel aluminium alloys. A table of common types follows along with class one tolerances and colour codes. The current international standard for thermocouples is IEC 584, which, like the standard for platinum resistance thermometers has recently been updated in line with ITS-90.

The various types fall into two categories: base metal and noble (rare) metal. Noble metal types, e.g. Type R (platinum/platinum 13% rhodium), have the potential for greater accuracy and are often used in laboratories, but not as much in industry due to their much higher cost.

Ideally the thermocouple wires would connect directly to the instrumentation, but this is often not the case and the wires need to be extended. The additional lead wires may be made in “compensating cable”. This is a cable which offers similar thermoelectric characteristics to the thermocouple wire, but only over a narrow temperature range, perhaps 0 to 80°C. “Extension Cable” is made from the same thermocouple materials, has better performance but is generally of a higher cost. Other materials e.g. copper wires should never be used to extend thermocouple wires. Once the thermocouple has been referenced then copper wires may be used, see figure 8.

Thermocouples have sensitivities from a few microvolts per degree C to a few 10’s of microvolt per degree C, varying with type and operating temperature. Sensitivities at 100°C are shown in the table for various types.

Thermocouple Sensitivities and Other Data

Type	Sensitivity at 100°C	Conductors	Insulation Colour Code (Including Plug) IEC 584-3
E	67 μ V	Nickel Chromium/Constantan	Violet
K	42 μ V	Nickel Chromium/Nickel Aluminium	Green
N	30 μ V	Nicrosil/Nisil	Pink
T	46 μ V	Copper/Constantan	Brown
R	8 μ V	Platinum/Platinum Rhodium	Orange

Note: The colour code is still new, in the UK at least, and is not yet fully implemented by manufacturers.

Tolerance classes for thermocouples
(reference junction at 0°C)

Types	Tolerance class 1	Tolerance Class 2	Tolerance Class 3
Type T Temperature range Tolerance value Temperature range Tolerance value	-40 °C to +125 °C ±0.5 °C 125 °C to 350 °C ±0.004• (t)	-40 °C to +133 °C ±1 °C 133 °C to 350 °C ±0.0075• (t)	-67 °C to +40 °C ±1 °C -200 °C to -67 °C ±0.015• (t)
Type E Temperature range Tolerance value Temperature range Tolerance value	-40 °C to +375 °C ±1.5 °C 375 °C to 800 °C ±0.004• (t)	-40 °C to +333 °C ±2.5 °C 333 °C to 900 °C ±0.0075• (t)	-167 °C to +40 °C ±2.5 °C -200 °C to -167 °C ±0.015• (t)
Type J Temperature range Tolerance value Temperature range Tolerance value	-40 °C to +375 °C ±1.5 °C 375 °C to 750 °C ±0.004• (t)	-40 °C to +333 °C ±2.5 °C 333 °C to 750 °C ±0.0075• (t)	— — — —
Type K, Type N Temperature range Tolerance value Temperature range Tolerance value	-40 °C to +375 °C ±1.5 °C 375 °C to 1,000 °C ±0.004• (t)	-40 °C to +333 °C ±2.5 °C 333 °C to 1,200 °C ±0.0075• (t)	-167 °C to +40 °C ±2.5 °C -200 °C to -167 °C ±0.015• (t)
Type R, Type S Temperature range Tolerance value Temperature range Tolerance value	0 °C to 1,100 °C ±1 °C 1,100 °C to 1,600 °C ±[1 + 0.003 (t - 1100)]°C	0 °C to +600 °C ±1.5 °C 600 °C to 1,600 °C ±0.0025• (t)	— — — —
Type B Temperature range Tolerance value Temperature range Tolerance value	— — — —	— — 600 °C to 1,700 °C ±0.0025• (t)	600 °C to 800 °C ±4 °C 800 °C to 1,700 °C ±0.005• (t)

Sources of Error

Homogeneity (Wire Uniformity)

With thermocouples the main error lies not with stem conduction but with errors arising from inhomogeneity of the thermocouple wire. Therefore for reliable and consistent results the wires must be homogenous, i.e. the wire must have uniform properties, throughout.

The resultant output e.m.f. from a thermocouple is proportional to the temperature difference between the two junctions. The e.m.f. is generated not at the junction but in the part of the wire that passes through the temperature gradient between the measuring junction and the reference junction. As the e.m.f. is generated in the part of the wire in the temperature gradient then changing the immersion depth will change the position along the wire where the e.m.f. is generated. If the wire properties are different then errors occur.

There is nothing magical about the junction and it is a mistake to think that the e.m.f. is generated at the junction.

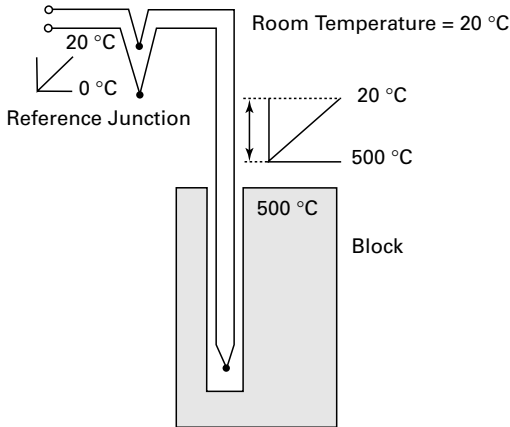


FIG 10

There is debate relating to the wisdom of calibrating thermocouples. Whilst the best method would be to calibrate thermocouples in situ, this is frequently not possible. As this is a practical guide to calibrating sensors, and thermocouples are calibrated in metal block baths, then the approach recommended here is to carefully consider the homogeneity. Homogeneity can be measured, the subject has been covered in the *Isotech Journal of Thermometry*, see Appendix 1.

It follows that the leads from the thermocouple should not be run through unnecessary temperature gradients and joins in the wire should be avoided when possible. When joins are made they should not be positioned in a temperature gradient.

Other Error Sources

Considering error sources that are also applicable to p.r.t.'s as covered earlier.

Lead Resistance

This is generally less of a problem with thermocouples than p.r.t.'s, particularly with modern instrumentation. Manufacturers of thermocouple instruments may specify a maximum loop resistance, typically 100 ohms.

Thermal Lag

For thermocouples built into large sheaths or thermowells, this effect needs to be as considered for p.r.t.'s. For thermocouples constructed from fine wires the thermal lag tends not to be significant; indeed such a sensor may be selected for its fast response properties.

Thermal Capacity

As with Thermal Lag this may be an issue for larger assemblies but not for fine wire thermocouples.

Cold Junction Compensation (CJC) Errors

For simple instruments the CJC is built into the device, e.g. a hand held digital thermometer. This will typically consist of a temperature-sensing device that measures the temperature of the junction of the thermocouple wire and the instrument and an uncertainty of +/- 1°C, or more, may be expected.



In industrial applications where many junctions need to be referenced, it is common to use external thermocouple referencing equipment. Isothermal Technology is the leading supplier of this type of equipment. For precision use in a laboratory, the CJC might be achieved at the ice point which could be a well-prepared ice flask, or, more conveniently, the Isotech Zeref, which automatically provides a high accuracy 0°C reference.

With an external reference junction *wire matching error* can be introduced. This is an error caused by differences between the wire used for the cold junction and the wire of the measuring junction. This illustrates a further problem in calibrating thermocouples, that is, during calibration only “half” of the thermocouple is in the laboratory, the other “half”, the cold junction, could still be in a factory many miles away!

For highest accuracy work, in the laboratory, the thermocouple can be made so that the actual thermocouple wire runs continuously from the measuring junction to the cold junction.

Other errors with external CJC apparatus can occur if the equipment is overloaded with too many thermocouples, so that the apparatus can no longer achieve 0°C. Galvanic errors are caused when water, for example, is allowed to contact the thermocouple wires. Additionally immersion error, as discussed for p.r.t.'s can become a factor. However, with care, external CJC at 0°C offers greater performance than that which can be achieved by other means.

Metal Block Baths

Important Principles of Dry Block Baths



History

To Isotech's knowledge the first metal block baths were developed for medical / clinical chemistry use. Rectangular blocks of aluminium were drilled to accept a large number of test tubes, and the blocks were heated from the bottom, either electrically or by immersion in a water bath. In the 1980's a few manufacturers (including Isotech) produced designs for lightweight portable units. More recently, locally produced baths have become available in many countries, at lower and lower prices.

The ready availability of so many designs, some of them poor, and many ignorantly (or deceptively) specified has caused standards committee to devote considerable time to the discussion of such baths and their performance. Some countries favoured a policy which would deny such devices a certificate of calibration, whilst the majority of delegates favoured the more moderate approach of issuing guidelines. The German Calibration Service, DKD has issued guidelines for the calibration of temperature block calibrators. It is expected that European wide guidelines will be issued later. These guidelines and the application to one of Isotech's block baths are discussed later.

Objectives

Before considering calibration it is helpful to consider the objectives.

Calibration is carried out by measurement, after heat-transfer processes have established a thermal equilibrium, within an apparatus, between a standard and a temperature sensor under test.

The laws of thermodynamics govern heat exchange. The most fundamental, the "Zeroth Law" states: "If two systems are in thermal equilibrium, each having the same temperature as a third system, the two systems have the same temperature as each other". That is, if A and C are both at temperature t , and B and C are both at temperature t , then A and B are both at temperature t .

It is the Law that permits us to make calibrations by comparison of an unknown thermometer with a standard thermometer. It says that if a calibrated thermometer is at the same temperature as a calibration bath, and a thermometer under test (an industrial temperature sensor, for example) is at the same temperature as that calibration bath, then the calibrated thermometer and the thermometer under test are at the same temperature.

A valuable truism, not as obvious until it is stated, is this: *a thermometer measures its own temperature only*. This rule applies to all contact thermometers and refers specifically to the *temperature sensing element* within its construction. Immediately called into question is the application of the thermometer to ensure establishment of the sensing elements thermal equilibrium required by the Zeroth Law. Factors that introduce errors and contribute to uncertainties will be discussed later.

Temperature is not a quantity like voltage, current or electrical resistance. A number can be read on a meter, in °C or °F, as can a voltage; however, unlike such other measurements, the number shown on the meter for temperature may have very little to do with the temperature at which the sensor is believed to be.

Most metal block baths are designed to be compact, lightweight, and cheap. They are intended to change temperature rapidly for a calibration sequence. Many of them are not deep enough, not stable enough, nor sufficiently isothermal to allow application of the Zeroth Law.

Categories of Dry Block Baths

Metal block baths can be divided into different types: -

Type A: *Those with a single pocket to hold a unit under test*

Type B: *Those with pockets in both a block and an interchangeable insert*

Type C: *Those with all pockets in one calibration block which may or may not be interchangeable*

Isothermal Technology manufactures baths that fall in the type C category.

Type A is designed to be as cheap as possible. It has a block into which removable metal inserts can be fitted each having a single central hole for insertion of a thermometer.

A sensor in the *block* is connected to the bath temperature controller and also acts as the indicator of the bath's *insert* temperature. This results in several thermal resistances between the temperature to which the unit under test is exposed and the sensor that purports to report that temperature. Such an indication is frequently qualitative, rather than quantitative.

Type B is similar, except that in addition to the insert pocket or pockets there is also provision in the block itself into which a sensor or sensors may be added.

Type C is defined by having all the pockets in the *same* calibration volume; be it a fixed block or interchangeable insert. It is drilled with at least two holes, one for the standard thermometer and the other(s) for the thermometer under test.

Sleeves

If the sensor is a very loose fit in the calibration pocket a further metal insert or sleeve may be used to reduce the air gap. Such inserts may be used in all types of bath but they may introduce errors (as the type A design). It is better to select a block drilled such that their use is unnecessary. If the temperature sensor is sufficiently immersed a tight fit in the pocket is not essential but an air gap may increase the stabilisation time.

Illustrations of the types of block bath

In the type A construction, the controller sensor is in the wrong place to indicate the temperature of the probe to be tested, nor is it, itself, accessible for independent calibration as ISO 9000 suggests that it should be. In fact, it is the insert that is the calibration volume, and this temperature is not measured. The assumption that the insert will be at the same temperature as the controlled block is invalid.

The difference between the true temperature of the unit under test, and the temperature of the block, cannot be determined in the type A design. This discrepancy can be approached only in the type B design, where there is an opportunity to make a measurement, albeit in an inadequate manner.

Poor design Example

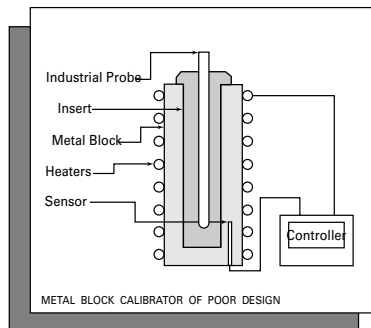
Over the last several years Isotech's UKAS Laboratory has evaluated many metal block bath designs, from various producers.

A Type B metal block furnace was calibrated during March 1995. Its temperature range was -25° to $+125^{\circ}\text{C}$. Its calibration volume comprised an oblong aluminium block with two drilled holes, one for a standard thermometer into the block itself, and the other for a cylindrical insert. The insert itself was drilled to accept a 6 mm probe at a depth of 120 mm.

The evaluation method was to have two identical metal-sheathed reference probes one in the hole drilled into the block and the other in the hole drilled into the insert. The controller was set to 110°C and the system allowed sufficient time to stabilise. The controller read 110°C , the probe in the block read 107°C , and the probe in the insert read 100°C ! Interchanging the probes confirmed that these results were characteristics of the bath, not of the thermometers.

These differences were assignable in part to thermal resistances, and in part to losses due to the stem conduction of the two thermometers. The certificate had to be specifically worded to explain how the results had been obtained. It is doubtful whether the results, qualified as they had to be, were very useful to the owner of the bath if he wished to calibrate other thermometers.

The specification of this bath did not mention the words accuracy or uncertainty, but specified a *stability of 0.05°C* , which it met.



Getting Good Results with Dry Blocks

Is it possible to get good results from a metal block bath?

Consider the Type C design. In this design, the control sensor is used only to control the block to a stable temperature close to that required for calibration.

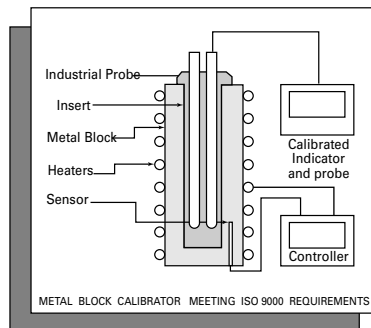
The insert in the block is considered the total calibration volume, and has at least two drilled holes, one for the standard and the other(s) for the sensor(s) to be tested.

This design offers a number of advantages. Although the insert may not be at the same temperature as the metal block, the standard and test probe(s) will be at the same temperature, and that temperature is measured.

If the test probe is short, the standard can be withdrawn so that the sensing lengths are at the same immersion, to give similar stem conduction loss. Also, the standard, being removable, can be calibrated separately against a superior standard. In Isotech's experience, the type C design is essentially self-compensating, and is the only design that will give useful comparison calibration information. For large diameter probes, and probes with long sensing lengths, it is essential to use large metal block baths with long depth of immersion. (Adequacy of immersion can be checked easily when the temperature of the bath is in the stable condition by withdrawing the sensor slightly, e.g., 1 cm. If the indication changes, the immersion is not adequate. However if the standard and the sensor are identical in construction (stem materials, diameter, length, and the sensing length), valid comparison calibrations usually can be made even if immersion is not quite sufficient) provided that the sensing elements of both thermometers are identically immersed.

Isothermal Technology has introduced a range of multi-purpose calibration baths which can be used as dry blocks, liquid baths, fixed point references, black body sources and also for surface sensors. This functionality is achieved by substituting the whole calibration volume in a heated (or cooled) block, these are of the Type C design. Refer to Isotech's catalogue for further information.

Having established that valid measurements can be made in block baths of the Type C design it is important to consider the limitations on their accuracy.



Performance and Guide Lines

The German Calibration Service, DKD, have published guidelines for the use and calibration of dry block baths, DKD-R5-4. Isotech's Next Generation Metal Block Baths are evaluated with reference to this report.

Extracts from the Jupiter 650 Evaluation Report follow in which all of the important principles of dry block calibrators are covered. The Jupiter 650 was evaluated at three temperatures but for brevity only the 50°C point is discussed here. The full report is available on request.

Axial Temperature Homogeneity

From DKD-R5-4-(DRAFT)

2.2.1 Axial Temperature Homogeneity: *The axial temperature distribution is to be measured at three different temperatures representative of the field of application and covering the extreme temperatures that may occur. One of several suitable thermometers (e.g. a differential thermocouple) are to be used, and the sensor length must not exceed 5mm. At least six different measurements per bore are to be carried out in the calibration zone and adjoining parts of the bore, the recommended distance between measurement points being about 1cm. If there are several symmetrically arranged bores of equal diameter, the measurement must be carried out in only one representative bore.*

TEST METHOD

For 50°C two thermometers designed for small stem conduction were placed in each of the 4.5mm holes. One probe was raised in 1cm steps (Pocket B) and the temperature difference between it and the static probe at the bottom of pocket D was recorded

AXIAL TEMPERATURE HOMOGENEITY: 50° C

DISTANCE FROM BOTTOM OF INSERT POCKET, CM	TEMPERATURE DIFFERENCE $\Delta t = TD - TB$ °C
0	0.000
1	-0.007
2	-0.011
3	-0.013
4	-0.008
5	-0.009
6	0.031
(0 Repeat	0.002)

At 50° C the Maximum Variation over a 50mm Zone was 0.013°C

(This includes the measurement error)

Radial Temperature Homogeneity

From DKD-R5-4-(DRAFT)

2.2.2 Radial Temperature Homogeneity: *The temperature differences between the zones in the individual bores provided for the measurements with one of several suitable thermometers at three different temperatures representative of the field of application and covering extreme temperatures which may occur. The conditions stated under 2.1.9 and 2.1.10 must be complied with. If there is only one bore, no measurement is to be carried out.*

TEST METHOD

Two thermometers designed for small stem conduction were placed in each of the 4.5mm holes. Measurements were recorded and then the probes were moved between the two pockets and repeat measurements made. The temperature, Δt , was calculated to remove the small offsets between the two probes.

RADIAL TEMPERATURE HOMOGENEITY, 50° C

PROBE	POCKET B	POCKET D
935-14-61-AA	49.707°C	49.680°C
935-16-61-ZZ	49.765°C	49.785°C

$$\Delta t = 1/2 [(t_{AAB} - t_{AAD}) + (t_{ZZB} - t_{ZZD})]$$

Radial Temperature Homogeneity 50°C = 0.0035°C

Loading Effect

From DKD-R5-4-(DRAFT)

2.2.3 Influence upon radial temperature homogeneity due to different loading: *A suitable thermometer is placed into the bore located next to the largest bore, with due regard to points 2.1.9 and 2.1.10. The change in temperature is measured which results when a solid metal rod is introduced into the largest bore, in compliance with point 2.1.9, which protrudes from the bore by at least 200mm. The measurement is to be carried out at three different temperatures representative of the field of application and covering the extreme temperatures that may occur. If there is only one bore, no measurement is to be carried out.*

TEST METHOD

Isothermal Technology recommends an external probe be used to determine the insert temperature. For this test the recommended probe is connected to the built in indicator of the site model. A second thermometer is introduced to measure the insert temperature independently. A metal rod 340mm long and 9mm diameter is placed in pocket C.

	No Rod	Δt	Rod Added	Δt	Change
935-14-61+TTI 2	49.773°C		49.735		
935-14-72+Site Indicator (In Built)	49.8°C	0.027	49.7°C	0.035	0.008

Although the block temperature is influenced by loading the Jupiter's separate PRT and in built indicator compensates such that there is no additional error due to loading at 50°C.

Stability with Time

From DKD-R5-4-(DRAFT)

2.1.4 Stability with time: *The variation of temperature with time in the zones in the individual bores provided for measurements must be sufficiently small. The temperature variations are considered to be sufficiently small when the greatest temperature difference occurring within 30 minutes is smaller than or, equal to, half the uncertainty of the measurement stated.*

TEST METHOD

A thermometer was placed into one of the 4.5mm holes. The probe was connected to a TTI 2 precision temperature indicator and the variation in temperature was recorded for a 30 minute period. The ambient temperature was 23°C \pm 3°C.

Stability at 50°C, 30 minute period, \pm 0.02°C

Probe Ageing

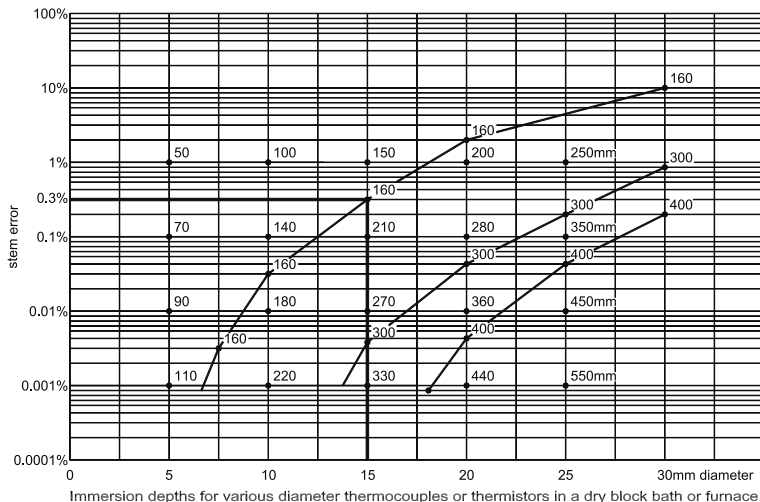
An s.p.r.t. was placed in the insert along with the reference probe. The Jupiter 650 was set to the maximum operating temperature of 650°C and the difference between the two probes was recorded at two periods ten hours apart. The probe changed in value by 0.008°C, 8 mK.

Hysteresis (Repeatability)

The Jupiter was set to 250°C and the actual temperature along with the value for the in-built temperature indicator was recorded, then the temperature was raised to 650°C for two hours. The temperature was then reset to 250°C and repeat measurements made. Change in actual temperature 0.022, change in external indicated value 0.0, NOTE: Resolution of indicator is 0.1°C

Immersion Depth

Of all the parameters this is the most difficult to quantify. Immersion errors are determined not by the performance of the calibration bath but by the immersion depth, and the characteristics, of the probes inserted in the calibration bath. Nicholas and White make a useful study of this problem in the book, "Traceable Temperatures", see Appendix 1.



DKD refer to this and make the suggestion that an allowance for a suitably immersed probe which is a good fit in a dry block can be determined using,

$$\Delta t = 2.5 \cdot 10^{-3} (T_{env} - T_{meas})$$

Where T_{env} is the environment temperature and T_{meas} is the temperature of the thermometer. DKD suggest that this needs to be included for larger diameter probes, for more information the reader is advised to obtain the DKD-R5-4 document.

This subject is discussed in depth in an article entitled “Depths of Immersion” by John Tavener first published in the Isotech Journal of Thermometry, VOL 9 No. 2. A number of graphs have derived from this article which can be used to judge the stem error for various probe types at different immersion depths, see example above.

Example shows 0.3% stem error for a 15mm diameter thermocouple immersed 160mm in a dry block, for a temperature of 150°C the error would be (150°C x 0.3% = 0.45°C)

Reducing Stem Errors

The stem conduction error is proportional to the dry block temperature minus the ambient temperature as the sensor exits the calibrator. Standing the dry block vertically means that the temperature just above the calibrator is close to the calibrator’s temperature and so the “effective” T_{env} is increased, reducing stem conduction.

When the unit under test is compared to a reference thermometer in the same calibration volume, as the Isotech Site (S) models then both probes will have stem conduction. The error is therefore reduced to the *difference* between the stem conduction of the unit under test and reference thermometers. If the two sensors have similar diameters and characteristics stem conduction errors are greatly eliminated.

By adopting good measurement procedures stem conduction errors can be kept to a minimum, the Jupiter 650S Evaluation report includes an audit calibration showing errors of less than 0.1°C from 35°C to 650°C.

Calculation of the Uncertainty

Before considering the calculation of uncertainty the following definitions are provided.

The “International Vocabulary of Basic and General Terms in Metrology” defines: -

Uncertainty

“An estimate characterising the range of values within which the true value of a measurand lies.” (Measurand: A quantity subject to measurement)

Isotech suggested practical definition, *“An estimate of how close you are to the true value”.*

Accuracy of measurement

“The closeness between the result of the measurement and the (conventional) true value of the measurand”.

(Absolute) Error of Measurement

“The result of a measurement minus the (conventional) true value of the measurand.

Isotech’s suggested practical definition, *“Error = Indicated - True Value”*



The Difference between Accuracy, Error and Uncertainty

Notice that the error is a known value, which can be corrected for, whereas the uncertainty is a range of values over which measurand may lie, *error +/- Uncertainty*.

Calculating the Uncertainty of Metal Block Baths

This example is for the Jupiter 650S Dry Block, it follows the DKD document. However methods following more general guides including the ISO Guide to the “Expression of Uncertainty in Measurement”, and the UKAS document, “NIS 3003, The Expression of Uncertainty and Confidence in Measurement for Calibrations” will give essentially the same results.

The DKD Guide includes examples and has the advantages,

It clearly defines what is required

It is practical

Firstly establish the sources of uncertainty. DKD include the following sources which need to be established: -

- Standard Thermometer Calibration
- Measurement with standard thermometer
- Axial Temperature Distribution in the block
- Radial Temperature Distribution in the block
- Loading of Block
- Stability
- Ageing of reference thermometer
- Repeatability of test unit and indicator
- Heat Conduction for the thermometer to be measured

The uncertainty source and the values of the uncertainty depend on the equipment used and the method of test.

Estimate Values

Having established the sources of uncertainty the next step is to estimate the values for each uncertainty source.

For the measuring equipment these will be known and can be taken from calibration certificates. For the values relating to the performance of the block bath these values will need to be measured unless the performance of the bath is already known. For most Isotech equipment evaluation reports are available that include the necessary parameters. Other manufacturers may not have such information available.

The next stage is to express all the uncertainties to the same probability. This is achieved by dividing the uncertainty by the appropriate divisor, e.g. for a rectangular distribution; $\sqrt{3}$

Now the combined uncertainty can be calculated,

$$\sqrt{[U_i(1)^2 + U_i(2)^2 + U_i(3)^2 \dots]}$$

Next the Expanded Uncertainty is calculated, for $k = 2$, which is the combined uncertainty $\times 2$ and equivalent to a confidence level of approximately 95%.

Example Calculation of the Uncertainty

DKD Method Calibration Temperature, 50° C

Ambient Temperature 23°C. Using 909/885 with TTI 2 and in built “external” indicator of Jupiter 650 with reference probe 935-14-17-650/1.

SOURCE OF UCT	DETERMINATION OF UCT	PROBABILITY DISTRIBUTION	UNCERTAINTY °C	DIVISOR	ui(t), °C
Standard Thermometer including measurement with standard thermometer	NAMAS Schedule	Normal	0.05	1	0.05
Axial Temperature distribution	This evaluation report	Rectangular	0.013	$\sqrt{3}$	0.008
Radial Temperature distribution	This evaluation report	Rectangular	0.0035	$\sqrt{3}$	0.002
Loading of block	This evaluation report	Rectangular	0	$\sqrt{3}$	0
Stability with time	This evaluation report	Rectangular	0.04	$\sqrt{3}$	0.023
Ageing of reference thermometer	This evaluation report	Rectangular	0.04	$\sqrt{3}$	0.023
Repeatability (Hysteresis)	This evaluation report	Rectangular	0.1*	$\sqrt{3}$	0.058
Heat Conduction from thermometer	0.25% of (Tmeas-Tenv)	Rectangular	0.0675	$\sqrt{3}$	0.039
Combined Uct		k=1			0.09
Expanded Uct		k=2			0.18

(The Hysteresis figure is resolution of in built indicator)

The value for the expanded uncertainty can now be checked against the criteria specified, e.g. Axial Temperature Homogeneity, the value must be smaller or equal to the uncertainty, if necessary the uncertainty may need to be increased until this criteria is met

Conclusions

A review of the several design approaches and considerations makes plain that metal block baths vary vastly in their ability to give accurate and useful results, and that the user must be wary of incomplete, unclear or misleading specifications. Too many misleading specifications have been written and published, and only baths that are fully documented should be considered. The differences between Type A, B and C baths are generic; all baths of each design class will provide relatively similar performance (or lack thereof).

Results from the evaluation of Isotech baths do make the metal block bath a useful device for industry.

Using the Bath

Isotech supply detailed reference manuals with products but a brief overview is given here.

The operation of the dry block will be detailed in the manual; care should be taken to ensure the bath is being used correctly and all necessary parts are being used, e.g. some baths have insulating pieces fitted around the insert.

A suitable reference probe should be placed in an appropriate pocket and then connected to a temperature indicator. It is good practice, particularly with thermocouples, to use two standards. This allows the standards to be checked against each other. A larger than expected deviation will flag both sensor drift and a temperature difference across the bath.

The reference probe(s) should have a calibration certificate from an accredited laboratory, to establish a traceable calibration path to a National or International Standard. The units under test will in turn be traceable through this chain. Traceability can be defined as the,

“The property of a result of a measurement whereby it can be related to appropriate standards, generally international or national standards, through an unbroken chain of comparisons.” (From the International Vocabulary of Basic and General Terms in Metrology.)

The units under test are added into suitable pockets, bearing in mind immersion depth and the other previously mentioned points. The calibration bath can then be set to the desired temperature and monitored with the reference probe until the bath becomes stable. If the units under test have a slower time constant than the reference probe, it will be necessary to wait for these devices to stabilise.

Now measurements can be taken from the reference probe and the thermometers being calibrated. These sets of measurements may be repeated to gain confidence and learn more about the units under test. In addition to the measurements from the thermometers information about the calibration should be recorded including: -

The Calibration Bath used and it's serial number

The Reference Thermometer(s) and Indicator used along with the serial numbers

The serial numbers of the units under test

The calibration temperature

The date and time of the calibration

The person carrying out the calibration

The ambient conditions

Other information as required, e.g. who the calibration is for, a job number for the calibration etc. Note that Isotech have software tools that can assist with these matters. Later a calibration certificate or report can be produced. The uncertainty of the unit under test can be determined by combining its uncertainty with that of the calibration bath.

Beyond Dry Blocks

There will be applications where the required depth of immersion or temperature uniformity of dry blocks will not be suitable. A new range of heat sources from Isothermal Technology allows the metal insert to be replaced with a liquid tank that may be suitable for some odd shaped sensors. ITS-90 fixed points (discussed later) can be used as can accessories to suit both surface sensors and infra red thermometers. Refer to Isotech's catalogues for details.

Professional Comparison Calibrators

In addition to metal block baths Isotech also has a range of comparison calibration baths that can offer greater precision and larger calibration volumes.

These products include the: -

915 Liquid Calibration Bath



This liquid bath may be used over the range of -65°C to 300°C .

The comparison calibration accuracy can be as high as $\pm 0.0005^{\circ}\text{C}$, considerably greater than that which can be achieved in any metal block bath. It also has a larger calibration area (100mm diameter), that allows more probes to be calibrated and a greater immersion depth, up to 500mm.

The bath has been designed for thermometers so the calibration volume is round, 100mm diameter. The bath needs just seven litres of liquid and as the liquids can be very costly this is important. Other baths can require many litres of liquid, adding greatly to the cost of the whole system. This is because they have large square tanks which, as well as increasing the volume of liquid required, also lead to poor performance due to “dead spaces” in the corners.

814 Circulating Liquid Bath



This bath is more compact than the 915, but still retains good temperature uniformity and large immersion depth.

Fluidised Calibration Bath

This bath has a very wide operating range, large immersion depth and high accuracy work capability, $\pm 0.006^{\circ}\text{C}$ at 660°C .

The bath contains a dry powder that is motivated into a fluid like state by a flow of air. The bath is sealed which eliminates powder contamination of the laboratory. The continuous flow of the powder gives excellent temperature uniformity and the bath can operate up to 700°C , - a much wider range than can be achieved with oil or salt baths.

As well as comparison calibration the bath can be used with freeze point cells for absolute calibration with accuracy to better than 0.001°C .

The Fluidised furnace is a good example of a scaleable calibration bath. It has a wide range, is capable of high performance and of being used with metal freeze point cells for absolute calibration.



Thermocouple Calibration Facility



For high temperature work the Saturn Furnace can be used. It can calibrate up to 16 thermocouples to 1300°C with an accuracy of $\pm 0.25^\circ\text{C}$.

These calibration baths are in use in Isotech's own NAMAS laboratory and have a proven performance that can be relied upon.

Other Calibration Baths

Other products available include stirred ice baths, 0°C reference points, thermometers and associated instrumentation. Isotech's calibration laboratory can calibrate to the smallest uncertainties. The *Isotech Reference Manual for Temperature Products and Services* has full details.

Primary or Fixed Point Calibration

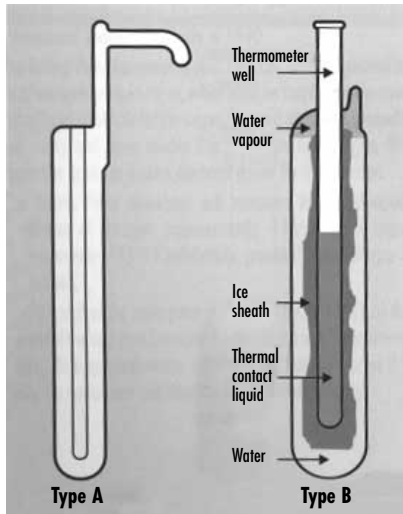


For the very highest accuracy, comparison calibration is replaced by primary or fixed point calibration. Isotech Pure-Metal Fixed Point Cells are designed to realise the liquid-solid equilibrium temperatures of certain high purity metal elements, for calibration of thermometers at the ITS-90 Fixed Points.

Isotech has a range of cells that are used throughout the world. Our customers include many National Laboratories



Such cells and the apparatus required to use them are generally beyond the needs of the industrial laboratory.



Slim Cells



What are Slim Cells?

The special requirements of immersion depth, plateau duration etc required for primary laboratories may not be necessary in the industrial laboratory. But mobility and cost may be important. “Slim Cells” is a name given to another category of cell, being somewhat slimmer, slightly shorter and lower in price than the standard varieties. Slim Cells are built using the same materials, techniques and purity of metal as the larger cells. The uncertainties associated with them however are somewhat larger, not because of the cells but because their properties cannot be measured with SPRTS and transfer thermometers must be employed in qualifying them.

Slim Cell Furnaces

Isotech have a range of furnaces and heat sources to allow the Slim Cells to be utilised. These products can also be used for comparison calibration.



The Slim Gallium Cell, a fixed point of 29.7646°C

The Gallium cell is perhaps the most useful fixed point for the industrial laboratory. Although the water triple point cell is the fulcrum of the ITS-90 temperature scale the Gallium point has the following advantages for the industrial laboratory,

It is more robust

It is easier to use

It has lower running costs, dry ice or liquid nitrogen is NOT required to freeze the cell

Less stem conduction as the gallium point is close to ambient

It may easily be used as a portable device

Its Use

The Slim Gallium Cell may be used as an independent absolute reference point. It can check the whole measuring system of both probe and indicator. The probe would be placed in the cell and the indicator value should agree with the Gallium point of 29.7646°C. The uncertainty associated with the cell is in the order of 0.0005°C.

Checks of probes in the cell can determine if the probe has drifted and if re-calibration is necessary.

To Use

The Slim Cell can be used with a number of Isotech baths or simply by placing it into warm water. An application note is available which describes the use of the cell in a flask of warm water giving melting plateau of several hours.

Summary

A Slim Gallium Cell can be useful as an independent absolute reference point that is easy to use, Isotech call it the "Gallium Watchdog".

Automation and Software



The idea of using a PC to automate the calibration of temperature sensors is an attractive one offering the advantages of: -

Reduced operator time

Storage of results

Automatic report generation

However there are some points to be aware of, if a successful system is to be achieved.

Recording the Actual Calibration Temperature

Metal block baths can commonly be supplied with an interface to allow connection to, say, a PC. It is then easy to adjust and monitor the bath temperature. However as discussed, there are problems with relying on the controller to indicate the true temperature. An independent indicator should be used, with a reference probe in the calibration volume. Isotech's Next Generation Block Baths can include an independent indicator, and reference probe, this can also be provided with a serial interface that allows both adjustment of the controller and monitoring of the indicator.

Recording the Units Under Test

In addition to monitoring and controlling the block bath for fully automatic calibration the probe or probes being calibrated also need to be measured by the calibration system. If a multi-channel measuring device is used it is possible to include a reference thermometer to record the block temperature along with the probes being calibrated.

Isotech's Approach

Isotech have recognised that there is a need for automatic calibration but also that the requirements vary in scope. One user may wish to simply gain control of the bath and use an existing system to gather data from units under test. A second user may wish to take delivery of a complete turnkey system including calibration baths, temperature indicators and software. Another person may already have some equipment from another supplier, say for example an indicator, but then require a calibration bath and software to form an automatic system.

Isotech has formed a unique flexible system to allow for diverse requirements. Unlike some other manufacturers there is no desire of restricting choice to a particular proprietary system.

Complete Systems VLT

Isotech has a system that will perform automatic calibration of up to 16 sensors. This system, Virtual Lab Technician or VLT, consists of a package made up of an Isotech True Temperature Indicator, a 16 Channel Selector Switch and one or more Isotech Calibration Baths.

It sets the bath temperature, reads the bath temperature and stores results. VLT benefits from Isotech's experience in running a traceable, accredited UKAS laboratory.

Other systems tend to use general-purpose data acquisition systems, which can lack performance. Our approach is to let the user choose the Isotech calibration equipment and then to let VLT operate it. Full information and a demonstration CD are available from Isotech.

Operating Software

With metal block baths that are supplied with either an RS232 or RS422 serial interface Isotech provide a simple utility that allows the bath to be operated and monitored remotely, the software has the following features: -

Allows the bath temperature to be monitored, recorded and changed from the PC

Dynamic Graphic Display

Logging of data in a format suitable for most spread sheet applications

Drivers

Also available on request is a driver for the two leading instrumentation development packages from National Instruments, LabVIEW and LabWindows. For users writing their own software the availability of these drivers saves time and eliminates the need for low level programming of interface between the block baths. Drivers are available for all equipment that can have a serial interface.

Appendix 1: Sources of Further Information

Isotech Calibration Equipment, Evaluation reports and Calibration Services

The *Isotech Reference Manual for Temperature Products and Services* is an invaluable source of information for those involved with temperature calibration. It is available from Isotech authorised agents and distributors as well as directly from Isotech's factory.

Isotech's web site, <http://www.isotech.co.uk> includes much product data and general reference material.

DKD Guidelines

The draft DKD guide quoted has now been formally issued as DKD-R5-4. The interested reader is referred to DKD for details. It is expected that European-wide guidelines will be issued shortly.

Journal of Thermometry

Isotech spends a lot of time talking to and helping customers technically. In addition, Isotech arranges lectures and the presentation of papers at symposiums and conferences world-wide. In 1990 Isotech began to formally present its knowledge to customers by the publication of the *Journal of Thermometry*, a biannual Technical Journal for users of high quality temperature calibration equipment. The Journal is edited by Henry E. Sostmann and is published by Isothermal Technology Ltd. Please contact Isotech for subscription information.

A series of books collated from the Journal are now available,

Book 1: Fundamentals of Thermometry

Book 2: Fixed Point Cells

Book 3: PRTS and SPRTS

Book 4: Calibrating (HT)SPRTS

Book 5: Traceability and Uncertainty

Book 6: Other Thermal Topics, Software and Book Reviews

Book 7: Thermocouple Thermometry

Recommended Book

Traceable Temperatures - An Introduction to Temperature Measurement and Calibration

J.V. Nicholas and D.R. White, John Wiley & Sons, 1994, 326 pages.

ISBN 0-471-93803-3

Other books and papers can be found, and purchased, at the following web site, <http://www.its-90.com>



NTPL Isotech's Temperature

Calibration Lab



NTPL, the Northern Temperature Primary Laboratory is the UKAS (NAMAS) calibration laboratory of Isothermal Technology Ltd.

Isotech's new Primary Temperature Laboratory was officially opened on October 2 1997 by Henry E. Sostmann, and is named in his honour *The Henry Sostmann Room*.

The laboratory is furnished with the very latest equipment and data gathering software. The building itself is a complete Faraday shield. All of this assures that the very best measurements can be made.

The new Laboratory required certification by UKAS who not only approved the new Laboratory for UKAS work, but also agreed with Isotech's request that its reference standards (a set of fixed point cells) be verified directly to ITS-90 (rather than subordinate to a National Laboratory).

Thus Isotech's new Laboratory is the first private laboratory in the world to be accredited by reference directly to the International Temperature Scale of 1990, while retaining the discipline and control of a National accreditation organisation, and association with, National Laboratories via regular and periodic international inter-comparisons. This approval guarantees that Isotech can produce and verify its products, and train its customers to the very highest available level.

NTPL: Measurement Quantities and Uncertainties

for a confidence level of not less than 95%, for which NAMAS Accreditation has been granted

Fixed Point Cells, Best Measurement Capability

Fixed Point Cell, °C	Best Meas, Capability
Mercury Triple Point, -38.8344	+/-0.5mK
Water Triple Point, 0.01	+/-0.15mK
Gallium Melting Point, 29.7646	+/-0.45mK
Indium Freezing Point, 156.5985	+/-0.8mK
Tin Freezing Point, 231.928	+/-0.9mK
Zinc Freezing Point, 419.527	+/-1.2mK
Aluminium Freezing Point, 660.323	+/-5mK
Silver Freezing Point, 961.78	+/-9mK

Four Wire Resistance Thermometers Calibrated at Fixed Points

Temperature	°C	Range 1 +/-	Range 2 +/-	Range 3 +/-	Range 4 +/-	Range 5 +/-
Nitrogen	-196	—	5mK	5mK	6mK	—
Mercury	-38.8344	0.6mK	1mK	1mK	2mK	—
Water	0.01	0.5mK	1mK	1mK	2mK	4mK
Gallium	29.7646	0.6mK	—	—	—	—
Indium	156.5985	—	1mK	—	—	—
Tin	231.928	—	1.1mK	1.1mK	2mK	4mK
Zinc	419.527	—	—	1.5mK	3mK	5mK
Aluminium	660.323	—	—	—	6mK	8mK
Silver	961.78	—	—	—	—	12mK



Thermocouple and PRT Tables



Industrial Platinum Resistance Thermometer Sensors
 $R(0) = 100.00\Omega$

°C IIS 90	0	1	2	3	4	5	6	7	8	9	10 °C IIS 90
200	18.52										-200
-190	22.83	22.40	21.97	21.54	21.11	20.68	20.25	19.82	19.38	18.95	18.52
-180	27.10	26.67	26.24	25.82	25.39	24.97	24.54	24.11	23.68	23.25	22.83
-170	31.34	30.91	30.49	30.07	29.64	29.22	28.80	28.37	27.95	27.52	27.10
-160	35.54	35.12	34.70	34.28	33.86	33.44	33.02	32.60	32.18	31.76	31.34
-150	39.72	39.31	38.89	38.47	38.05	37.64	37.22	36.80	36.38	35.96	35.54
-140	43.88	43.46	43.05	42.63	42.22	41.80	41.39	40.97	40.56	40.14	39.72
-130	48.00	47.59	47.18	46.77	46.36	45.94	45.53	45.12	44.70	44.29	43.88
-120	52.11	51.70	51.29	50.88	50.47	50.06	49.65	49.24	48.83	48.42	48.00
-110	56.19	55.79	55.38	54.97	54.56	54.15	53.75	53.34	52.93	52.52	52.11
-100	60.26	59.85	59.44	59.04	58.63	58.23	57.82	57.41	57.01	56.60	56.19
-90	64.30	63.90	63.49	63.09	62.68	62.28	61.88	61.47	61.07	60.66	60.26
-80	68.33	67.92	67.52	67.12	66.72	66.31	65.91	65.51	65.11	64.70	64.30
-70	72.33	71.93	71.53	71.13	70.73	70.33	69.93	69.53	69.13	68.73	68.33
-60	76.33	75.93	75.53	75.13	74.73	74.33	73.93	73.53	73.13	72.73	72.33
-50	80.31	79.91	79.51	79.11	78.72	78.32	77.92	77.52	77.12	76.73	76.33
-40	84.27	83.87	83.48	83.08	82.69	82.29	81.89	81.50	81.10	80.70	80.31
-30	88.22	87.83	87.43	87.04	86.64	86.25	85.85	85.46	85.06	84.67	84.27
-20	92.16	91.77	91.37	90.98	90.59	90.19	89.80	89.40	89.01	88.62	88.22
-10	96.09	95.69	95.30	94.91	94.52	94.12	93.73	93.34	92.95	92.55	92.16
0	100.00	99.61	99.22	98.83	98.44	98.04	97.65	97.26	96.87	96.48	96.09

0	100.00	100.39	100.78	101.17	101.56	101.95	102.34	102.73	103.12	103.51	103.90	0
10	103.90	104.29	104.68	105.07	105.46	105.85	106.24	106.63	107.02	107.40	107.79	10
20	107.79	108.18	108.57	108.96	109.35	109.73	110.12	110.51	110.90	111.29	111.67	20
30	111.67	112.06	112.45	112.83	113.22	113.61	114.00	114.38	114.77	115.15	115.54	30
40	115.54	115.93	116.31	116.70	117.08	117.47	117.86	118.24	118.63	119.01	119.40	40
50	119.40	119.78	120.17	120.55	120.94	121.32	121.71	122.09	122.47	122.86	123.24	50
60	123.24	123.63	124.01	124.39	124.78	125.16	125.54	125.93	126.31	126.69	127.08	60
70	127.08	127.46	127.84	128.22	128.61	128.99	129.37	129.75	130.13	130.52	130.90	70
80	130.90	131.28	131.66	132.04	132.42	132.80	133.18	133.57	133.95	134.33	134.71	80
90	134.71	135.09	135.47	135.85	136.23	136.61	136.99	137.37	137.75	138.13	138.51	90
100	138.51	138.88	139.26	139.64	140.02	140.40	140.78	141.16	141.54	141.91	142.29	100
110	142.29	142.67	143.05	143.43	143.80	144.18	144.56	144.94	145.31	145.69	146.07	110
120	146.07	146.44	146.82	147.20	147.57	147.95	148.33	148.70	149.08	149.46	149.83	120
130	149.83	150.21	150.58	150.96	151.33	151.71	152.08	152.46	152.83	153.21	153.58	130
140	153.58	153.96	154.33	154.71	155.08	155.46	155.83	156.20	156.58	156.95	157.33	140
150	157.33	157.70	158.07	158.45	158.82	159.19	159.56	159.94	160.31	160.68	161.05	150
160	161.05	161.43	161.80	162.17	162.54	162.91	163.29	163.66	164.03	164.40	164.77	160
170	164.77	165.14	165.51	165.89	166.26	166.63	167.00	167.37	167.74	168.11	168.48	170
180	168.48	168.85	169.22	169.59	169.96	170.33	170.70	171.07	171.43	171.80	172.17	180
190	172.17	172.54	172.91	173.28	173.65	174.02	174.38	174.75	175.12	175.49	175.86	190
200	175.86	176.22	176.59	176.96	177.33	177.69	178.06	178.43	178.79	179.16	179.53	200
210	179.53	179.89	180.26	180.63	180.99	181.36	181.72	182.09	182.46	182.82	183.19	210
220	183.19	183.55	183.92	184.28	184.65	185.01	185.38	185.74	186.11	186.47	186.84	220
230	186.84	187.20	187.56	187.93	188.29	188.66	189.02	189.38	189.75	190.11	190.47	230
240	190.47	190.84	191.20	191.56	191.92	192.29	192.65	193.01	193.37	193.74	194.10	240
250	194.10	194.46	194.82	195.18	195.55	195.91	196.27	196.63	196.99	197.35	197.71	250
260	197.71	198.07	198.43	198.79	199.15	199.51	199.87	200.23	200.59	200.95	201.31	260
270	201.31	201.67	202.03	202.39	202.75	203.11	203.47	203.83	204.19	204.55	204.90	270
280	204.90	205.26	205.62	205.98	206.34	206.70	207.05	207.41	207.77	208.13	208.48	280
290	208.48	208.84	209.20	209.56	209.91	210.27	210.63	210.99	211.34	211.70	212.05	290
300	212.05	212.41	212.76	213.12	213.48	213.83	214.19	214.54	214.90	215.25	215.61	300
310	215.61	215.96	216.32	216.67	217.03	217.38	217.74	218.09	218.44	218.80	219.15	310
320	219.15	219.51	219.86	220.21	220.57	220.92	221.27	221.63	221.98	222.33	222.68	320
330	222.68	223.04	223.39	223.74	224.09	224.45	224.80	225.15	225.50	225.85	226.21	330
340	226.21	226.56	226.91	227.26	227.61	227.96	228.31	228.66	229.01	229.37	229.72	340

Industrial Platinum Resistance Thermometer Sensors

R(0) = 100.00Ω

°C ITS 90	0	1	2	3	4	5	6	7	8	9	°C ITS 90	
350	229.72	230.07	230.42	230.77	231.12	231.47	231.82	232.17	232.52	232.87	233.21	350
360	233.21	233.56	233.91	234.26	234.61	234.96	235.31	235.66	236.00	236.35	236.70	360
370	236.70	237.05	237.40	237.74	238.09	238.44	238.79	239.13	239.48	239.83	240.18	370
380	240.18	240.52	240.87	241.22	241.56	241.91	242.26	242.60	242.95	243.29	243.64	380
390	243.64	243.99	244.33	244.68	245.02	245.37	245.71	246.06	246.40	246.75	247.09	390
400	247.09	247.44	247.78	248.13	248.47	248.81	249.16	249.50	249.85	250.19	250.53	400
410	250.53	250.88	251.22	251.56	251.91	252.25	252.59	252.93	253.28	253.62	253.96	410
420	253.96	254.30	254.65	254.99	255.33	255.67	256.01	256.35	256.70	257.04	257.38	420
430	257.38	257.72	258.06	258.40	258.74	259.08	259.42	259.76	260.10	260.44	260.78	430
440	260.78	261.12	261.46	261.80	262.14	262.48	262.82	263.16	263.50	263.84	264.18	440
450	264.18	264.52	264.86	265.20	265.53	265.87	266.21	266.55	266.89	267.22	267.56	450
460	267.56	267.90	268.24	268.57	268.91	269.25	269.59	269.92	270.26	270.60	270.93	460
470	270.93	271.27	271.61	271.94	272.28	272.61	272.95	273.29	273.62	273.96	274.29	470
480	274.29	274.63	274.96	275.30	275.63	275.97	276.30	276.64	276.97	277.31	277.64	480
490	277.64	277.98	278.31	278.64	278.98	279.31	279.64	279.98	280.31	280.64	280.98	490
500	280.98	281.31	281.64	281.98	282.31	282.64	282.97	283.31	283.64	283.97	284.30	500
510	284.30	284.63	284.97	285.30	285.63	285.96	286.29	286.62	286.95	287.29	287.62	510
520	287.62	287.95	288.28	288.61	288.94	289.27	289.60	289.93	290.26	290.59	290.92	520
530	290.92	291.25	291.58	291.91	292.24	292.57	292.90	293.23	293.56	293.89	294.21	530
540	294.21	294.54	294.87	295.20	295.52	295.85	296.18	296.50	296.83	297.16	297.49	540
550	297.49	297.81	298.14	298.47	298.80	299.12	299.45	299.78	300.10	300.43	300.75	550
560	300.75	301.08	301.41	301.73	302.06	302.38	302.71	303.03	303.36	303.69	304.01	560
570	304.01	304.34	304.66	304.98	305.31	305.63	305.96	306.28	306.61	306.93	307.25	570
580	307.25	307.58	307.90	308.23	308.55	308.87	309.20	309.52	309.84	310.16	310.49	580
590	310.49	310.81	311.13	311.45	311.78	312.10	312.42	312.74	313.06	313.39	313.71	590
600	313.71	314.03	314.35	314.67	314.99	315.31	315.64	315.96	316.28	316.60	316.92	600
610	316.92	317.24	317.56	317.88	318.20	318.52	318.84	319.16	319.48	319.80	320.12	610
620	320.12	320.44	320.76	321.07	321.39	321.71	322.03	322.35	322.67	322.99	323.30	620
630	323.30	323.62	323.94	324.26	324.57	324.89	325.21	325.53	325.84	326.16	326.48	630
640	326.48	326.79	327.11	327.43	327.74	328.06	328.38	328.69	329.01	329.32	329.64	640
650	329.64	329.96	330.27	330.59	330.90	331.22	331.53	331.85	332.16	332.48	332.79	650
660	332.79	333.11	333.42	333.74	334.05	334.36	334.68	334.99	335.31	335.62	335.93	660
670	335.93	336.25	336.56	336.87	337.18	337.50	337.81	338.12	338.44	338.75	339.06	670
680	339.06	339.37	339.68	340.00	340.31	340.62	340.93	341.24	341.56	341.87	342.18	680
690	342.18	342.49	342.80	343.11	343.42	343.73	344.04	344.35	344.66	344.97	345.28	690
700	345.28	345.59	345.90	346.21	346.52	346.83	347.14	347.45	347.76	348.07	348.38	700
710	348.38	348.69	348.99	349.30	349.61	349.92	350.23	350.54	350.84	351.15	351.46	710
720	351.46	351.77	352.08	352.38	352.69	353.00	353.30	353.61	353.92	354.22	354.53	720
730	354.53	354.84	355.14	355.45	355.76	356.06	356.37	356.67	356.98	357.28	357.59	730
740	357.59	357.90	358.20	358.51	358.81	359.12	359.42	359.72	360.03	360.33	360.64	740
750	360.64	360.94	361.25	361.55	361.85	362.16	362.46	362.76	363.07	363.37	363.67	750
760	363.67	363.98	364.28	364.58	364.89	365.19	365.49	365.79	366.10	366.40	366.70	760
770	366.70	367.00	367.30	367.60	367.91	368.21	368.51	368.81	369.11	369.41	369.71	770
780	369.71	370.01	370.31	370.61	370.91	371.21	371.51	371.81	372.11	372.41	372.71	780
790	372.71	373.01	373.31	373.61	373.91	374.21	374.51	374.81	375.11	375.41	375.70	790
800	375.70	376.00	376.30	376.60	376.90	377.19	377.49	377.79	378.09	378.39	378.68	800
810	378.68	378.98	379.28	379.57	379.87	380.17	380.46	380.76	381.06	381.35	381.65	810
820	381.65	381.95	382.24	382.54	382.83	383.13	383.42	383.72	384.01	384.31	384.60	820
830	384.60	384.90	385.19	385.49	385.78	386.08	386.37	386.67	386.96	387.25	387.55	830
840	387.55	387.84	388.14	388.43	388.72	389.02	389.31	389.60	389.90	390.19	390.48	840
850	390.48											850

The temperature/resistance relationships used in this standard are as follows:

for the range -200°C to 0°C:

$$R_t = R_0 [1 + At + Bt^2 + C(t - 100^\circ\text{C})^3]$$

for the range of 0°C to 850°C:

$$R_t = R_0 (1 + At + Bt^2)$$

For the quality of platinum commonly used for industrial resistance thermometers the values of the constants in these equations are:

$$A = 3.9083 \times 10^{-3} \text{ } ^\circ\text{C}^{-1}$$

$$B = -5.775 \times 10^{-7} \text{ } ^\circ\text{C}^{-2}$$

$$C = -4.183 \times 10^{-12} \text{ } ^\circ\text{C}^{-4}$$

New Reference Functions for Types R, S and B Thermocouples

The equation used is: $E/\mu V = \sum_{i=0}^9 a_i (t_{90}/^{\circ}\text{C})^i$

and the coefficients a_i for types R, S and B thermocouples are as follows:

Type R	-50°C to 1064.18°C	1064.18°C to 1664.5°C	1664.5°C to 1768.1°C
a_0	= 0.000 000 000 00...	2.951 579 253 16 x 10 ³	1.522 321 182 09 x 10 ⁵
a_1	= 5.289 617 297 65...	-2.520 612 513 32...	-2.688 198 885 45 x 10 ²
a_2	= 1.391 665 897 82 x 10 ²	1.595 645 018 65 x 10 ²	1.712 802 804 71 x 10 ¹
a_3	= -2.388 556 930 17 x 10 ⁵	-7.640 859 475 76 x 10 ⁶	-3.458 957 064 53 x 10 ⁵
a_4	= 3.569 160 010 63 x 10 ⁸	2.053 052 910 24 x 10 ⁹	-9.346 339 710 46 x 10 ¹²
a_5	= -4.623 476 662 98 x 10 ¹¹	-2.933 596 681 73 x 10 ¹³	
a_6	= 5.007 774 410 34 x 10 ¹⁴		
a_7	= -3.731 058 861 91 x 10 ¹⁷		
a_8	= 1.577 164 823 67 x 10 ²⁰		
a_9	= -2.810 386 252 51 x 10 ²⁴		

Type S	-50°C to 1064.18°C	1064.18°C to 1664.5°C	1664.5°C to 1768.1°C
a_0	= 0.000 000 000 00...	1.329 004 440 85 x 10 ³	1.466 282 326 36 x 10 ⁵
a_1	= 5.403 133 086 31...	3.345 093 113 44...	-2.584 305 167 52 x 10 ²
a_2	= 1.259 342 897 40 x 10 ²	6.548 051 928 18 x 10 ³	1.636 935 746 41 x 10 ¹
a_3	= -2.324 779 686 89 x 10 ⁵	-1.648 562 592 09 x 10 ⁶	-3.304 390 469 87 x 10 ⁵
a_4	= 3.220 288 230 36 x 10 ⁸	1.299 896 051 74 x 10 ¹¹	-9.432 236 906 12 x 10 ¹²
a_5	= -3.314 651 963 89 x 10 ¹¹		
a_6	= 2.557 442 517 86 x 10 ¹⁴		
a_7	= -1.250 688 713 93 x 10 ¹⁷		
a_8	= 2.714 431 761 45 x 10 ²¹		

Type B	0°C to 630.615°C	630.615°C to 1820°C
a_0	= 0.000 000 000 0...	-3.893 816 862 1 x 10 ³
a_1	= -2.465 081 834 6 x 10 ¹	2.857 174 747 0 x 10 ¹
a_2	= 5.904 042 117 1 x 10 ³	-8.488 510 478 5 x 10 ²
a_3	= -1.325 793 163 6 x 10 ⁶	1.578 528 016 4 x 10 ⁴
a_4	= 1.566 829 190 1 x 10 ⁹	-1.683 534 486 4 x 10 ⁷
a_5	= -1.694 452 924 0 x 10 ¹²	1.110 979 401 3 x 10 ¹⁰
a_6	= 6.299 034 709 4 x 10 ¹⁶	-4.451 543 103 3 x 10 ¹⁴
a_7	=	9.897 564 082 1 x 10 ¹⁸
a_8	=	-9.379 133 028 9 x 10 ²²

Notes: These functions apply where the thermocouple reference junctions are at 0°C.
Although the coefficients are given to 10 or 11 decimal places, 6 will be sufficient for all practical purposes.

The emf values at the fixed points of the NPL are

$t_{90}/^{\circ}\text{C}$	Type R	Type S	Type B
419.527	3611.3	3446.9	867.8
961.78	10003.4	9148.4	4490.7
1064.18	11363.7	10334.2	5433.5
1084.62	11640.4	10574.8	5630.0
1553.5	18201.0	16223.4	10720.1

Since the reference functions are not conveniently used for calculating temperatures from measured values of emf, some inverse approximations have been derived, expressing temperatures $t_{90}/^{\circ}\text{C}$ as power series in $E/\mu\text{V}$. They are accurate within $\pm 0.03^{\circ}\text{C}$, and the coefficients b_i are as follows:

Type R	-50°C to 250°C -226 μV to 1923 μV	250°C to 1200°C 1923 μV to 13228 μV	1064°C to 1664.5°C 11361 μV to 19739 μV	1664.5°C to 1768.1°C 19739 μV to 21103 μV
--------	------------------------------------------------------------	--------------------------------------------------------------	------------------------------------------------------------------	--------------------------------------------------------------------

b_0	=	0.000 000 000 00...	$1.334\ 585 \times 10^1$	$-8.199\ 599 \times 10^1$	$3.406\ 178 \times 10^4$
b_1	=	$1.889\ 138 \times 10^{-1}$	$1.472\ 645 \times 10^1$	$1.553\ 962 \times 10^1$	$-7.023\ 729...$
b_2	=	$-9.383\ 529 \times 10^{-5}$	$-1.844\ 025 \times 10^{-5}$	$-8.342\ 198 \times 10^{-6}$	$5.582\ 904 \times 10^4$
b_3	=	$1.306\ 862 \times 10^7$	$4.031\ 130 \times 10^9$	$4.279\ 434 \times 10^{10}$	$-1.952\ 395 \times 10^8$
b_4	=	$-2.270\ 358 \times 10^{10}$	$-6.249\ 428 \times 10^{13}$	$-1.191\ 578 \times 10^{14}$	$2.560\ 740 \times 10^{13}$
b_5	=	$3.514\ 566 \times 10^{13}$	$6.468\ 412 \times 10^{17}$	$1.492\ 290 \times 10^{19}$	
b_6	=	$-3.895\ 390 \times 10^{16}$	$-4.458\ 750 \times 10^{21}$		
b_7	=	$2.823\ 947 \times 10^{19}$	$1.994\ 710 \times 10^{25}$		
b_8	=	$-1.260\ 728 \times 10^{22}$	$-5.313\ 402 \times 10^{30}$		
b_9	=	$3.135\ 361 \times 10^{26}$	$6.481\ 976 \times 10^{35}$		
b_{10}	=	$-3.318\ 777 \times 10^{30}$			

Type S	-50°C to 250°C -235 μV to 1874 μV	250°C to 1200°C 1874 μV to 11950 μV	1064°C to 1664.5°C 10332 μV to 17536 μV	1664.5°C to 1768.1°C 17536 μV to 18693 μV
--------	------------------------------------------------------------	--------------------------------------------------------------	------------------------------------------------------------------	--------------------------------------------------------------------

b_0	=	0.000 000...	$1.291\ 507 \times 10^1$	$-8.087\ 801 \times 10^1$	$5.333\ 875 \times 10^4$
b_1	=	$1.849\ 495 \times 10^{-1}$	$1.466\ 299 \times 10^1$	$1.621\ 573 \times 10^1$	$-1.235\ 892 \times 10^1$
b_2	=	$-8.005\ 041 \times 10^{-5}$	$-1.534\ 713 \times 10^{-5}$	$-8.536\ 869 \times 10^{-6}$	$1.092\ 658 \times 10^3$
b_3	=	$1.022\ 374 \times 10^7$	$3.145\ 946 \times 10^9$	$4.719\ 687 \times 10^{10}$	$-4.265\ 694 \times 10^8$
b_4	=	$-1.522\ 486 \times 10^{10}$	$-4.163\ 258 \times 10^{13}$	$-1.441\ 694 \times 10^{14}$	$6.247\ 205 \times 10^{13}$
b_5	=	$1.888\ 213 \times 10^{13}$	$3.187\ 964 \times 10^{17}$	$2.081\ 619 \times 10^{19}$	
b_6	=	$-1.590\ 859 \times 10^{16}$	$-1.291\ 638 \times 10^{21}$		
b_7	=	$8.230\ 279 \times 10^{20}$	$2.183\ 475 \times 10^{26}$		
b_8	=	$-2.341\ 819 \times 10^{23}$	$-1.447\ 380 \times 10^{31}$		
b_9	=	$2.797\ 863 \times 10^{27}$	$8.211\ 272 \times 10^{36}$		

Type B	250°C to 700°C 291 μV to 2431 μV	700°C to 1820°C 2431 μV to 13820 μV
--------	-----------------------------------------------------------	--------------------------------------------------------------

b_0	=	$9.842\ 332 \times 10^1$	$2.131\ 507 \times 10^2$
b_1	=	$6.997\ 150 \times 10^{-1}$	$2.851\ 050 \times 10^1$
b_2	=	$-8.476\ 530 \times 10^4$	$-5.274\ 289 \times 10^5$
b_3	=	$1.005\ 264 \times 10^6$	$9.916\ 080 \times 10^9$
b_4	=	$-8.334\ 595 \times 10^{10}$	$-1.296\ 530 \times 10^{12}$
b_5	=	$4.550\ 854 \times 10^{13}$	$1.119\ 587 \times 10^{16}$
b_6	=	$-1.552\ 304 \times 10^{16}$	$-6.062\ 520 \times 10^{21}$
b_7	=	$2.988\ 675 \times 10^{20}$	$1.866\ 170 \times 10^{25}$
b_8	=	$-2.474\ 286 \times 10^{24}$	$-2.487\ 859 \times 10^{30}$

Type S Thermocouple Table

Platinum - 10% Rhodium/Platinum, Electromotive force as a function of temperature

		E/ μ V										
190/°C	0	1	2	3	4	5	6	7	8	9	190/°C	
0	0	5	11	16	22	27	33	38	44	50	0	
10	55	61	67	72	78	84	90	95	101	107	10	
20	113	119	125	131	137	143	149	155	161	167	20	
30	173	179	185	191	197	204	210	216	222	229	30	
40	235	241	248	254	260	267	273	280	286	292	40	
50	299	305	312	319	325	332	338	345	352	358	50	
60	365	372	378	385	392	399	405	412	419	426	60	
70	433	440	446	453	460	467	474	481	488	495	70	
80	502	509	516	523	530	538	545	552	559	566	80	
90	573	580	588	595	602	609	617	624	631	639	90	
100	646	653	661	668	675	683	690	698	705	713	100	
110	720	727	735	743	750	758	765	773	780	788	110	
120	795	803	811	818	826	834	841	849	857	865	120	
130	872	880	888	896	903	911	919	927	935	942	130	
140	950	958	966	974	982	990	998	1006	1013	1021	140	
150	1029	1037	1045	1053	1061	1069	1077	1085	1094	1102	150	
160	1110	1118	1126	1134	1142	1150	1158	1167	1175	1183	160	
170	1191	1199	1207	1216	1224	1232	1240	1249	1257	1265	170	
180	1273	1282	1290	1298	1307	1315	1323	1332	1340	1348	180	
190	1357	1365	1373	1382	1390	1399	1407	1415	1424	1432	190	
200	1441	1449	1458	1466	1475	1483	1492	1500	1509	1517	200	
210	1526	1534	1543	1551	1560	1569	1577	1586	1594	1603	210	
220	1612	1620	1629	1638	1646	1655	1663	1672	1681	1690	220	
230	1698	1707	1716	1724	1733	1742	1751	1759	1768	1777	230	
240	1786	1794	1803	1812	1821	1829	1838	1847	1856	1865	240	
250	1874	1882	1891	1900	1909	1918	1927	1936	1944	1953	250	
260	1962	1971	1980	1989	1998	2007	2016	2025	2034	2043	260	
270	2052	2061	2070	2078	2087	2096	2105	2114	2123	2132	270	
280	2141	2151	2160	2169	2178	2187	2196	2205	2214	2223	280	
290	2232	2241	2250	2259	2268	2277	2287	2296	2305	2314	290	
300	2323	2332	2341	2350	2360	2369	2378	2387	2396	2405	300	
310	2415	2424	2433	2442	2451	2461	2470	2479	2488	2497	310	
320	2507	2516	2525	2534	2544	2553	2562	2571	2581	2590	320	
330	2599	2609	2618	2627	2636	2646	2655	2664	2674	2683	330	
340	2692	2702	2711	2720	2730	2739	2748	2758	2767	2776	340	
350	2786	2795	2805	2814	2823	2833	2842	2851	2861	2870	350	
360	2880	2889	2899	2908	2917	2927	2936	2946	2955	2965	360	
370	2974	2983	2993	3002	3012	3021	3031	3040	3050	3059	370	
380	3069	3078	3088	3097	3107	3116	3126	3135	3145	3154	380	
390	3164	3173	3183	3192	3202	3212	3221	3231	3240	3250	390	
400	3259	3269	3279	3288	3298	3307	3317	3326	3336	3346	400	
410	3355	3365	3374	3384	3394	3403	3413	3423	3432	3442	410	
420	3451	3461	3471	3480	3490	3500	3509	3519	3529	3538	420	
430	3548	3558	3567	3577	3587	3596	3606	3616	3626	3635	430	
440	3645	3655	3664	3674	3684	3694	3703	3713	3723	3732	440	
450	3742	3752	3762	3771	3781	3791	3801	3810	3820	3830	450	
460	3840	3850	3859	3869	3879	3889	3898	3908	3918	3928	460	
470	3938	3947	3957	3967	3977	3987	3997	4006	4016	4026	470	
480	4036	4046	4056	4065	4075	4085	4095	4105	4115	4125	480	
490	4134	4144	4154	4164	4174	4184	4194	4204	4213	4223	490	
500	4233	4243	4253	4263	4273	4283	4293	4303	4313	4323	500	
510	4332	4342	4352	4362	4372	4382	4392	4402	4412	4422	510	
520	4432	4442	4452	4462	4472	4482	4492	4502	4512	4522	520	
530	4532	4542	4552	4562	4572	4582	4592	4602	4612	4622	530	
540	4632	4642	4652	4662	4672	4682	4692	4702	4712	4722	540	
550	4732	4742	4752	4762	4772	4782	4793	4803	4813	4823	550	
560	4833	4843	4853	4863	4873	4883	4893	4904	4914	4924	560	
570	4934	4944	4954	4964	4974	4984	4995	5005	5015	5025	570	
580	5035	5045	5055	5066	5076	5086	5096	5106	5116	5127	580	
590	5137	5147	5157	5167	5178	5188	5198	5208	5218	5228	590	

Type S Thermocouple Table

Platinum - 10% Rhodium/Platinum, Electromotive force as a function of temperature

190/°C	E/μV									190/°C	
	0	1	2	3	4	5	6	7	8		9
600	5239	5249	5259	5269	5280	5290	5300	5310	5320	5331	600
610	5341	5351	5361	5372	5382	5392	5402	5413	5423	5433	610
620	5443	5454	5464	5474	5485	5495	5505	5515	5526	5536	620
630	5546	5557	5567	5577	5588	5598	5608	5618	5629	5639	630
640	5649	5660	5670	5680	5691	5701	5712	5722	5732	5743	640
650	5753	5763	5774	5784	5794	5805	5815	5826	5836	5846	650
660	5857	5867	5878	5888	5898	5909	5919	5930	5940	5950	660
670	5961	5971	5982	5992	6003	6013	6024	6034	6044	6055	670
680	6065	6076	6086	6097	6107	6118	6128	6139	6149	6160	680
690	6170	6181	6191	6202	6212	6223	6233	6244	6254	6265	690
700	6275	6286	6296	6307	6317	6328	6338	6349	6360	6370	700
710	6381	6391	6402	6412	6423	6434	6444	6455	6465	6476	710
720	6486	6497	6508	6518	6529	6539	6550	6561	6571	6582	720
730	6593	6603	6614	6624	6635	6646	6656	6667	6678	6688	730
740	6699	6710	6720	6731	6742	6752	6763	6774	6784	6795	740
750	6806	6817	6827	6838	6849	6859	6870	6881	6892	6902	750
760	6913	6924	6934	6945	6956	6967	6977	6988	6999	7010	760
770	7020	7031	7042	7053	7064	7074	7085	7096	7107	7117	770
780	7128	7139	7150	7161	7172	7182	7193	7204	7215	7226	780
790	7236	7247	7258	7269	7280	7291	7302	7312	7323	7334	790
800	7345	7356	7367	7378	7388	7399	7410	7421	7432	7443	800
810	7454	7465	7476	7487	7497	7508	7519	7530	7541	7552	810
820	7563	7574	7585	7596	7607	7618	7629	7640	7651	7662	820
830	7673	7684	7695	7706	7717	7728	7739	7750	7761	7772	830
840	7783	7794	7805	7816	7827	7838	7849	7860	7871	7882	840
850	7893	7904	7915	7926	7937	7948	7959	7970	7981	7992	850
860	8003	8014	8026	8037	8048	8059	8070	8081	8092	8103	860
870	8114	8125	8137	8148	8159	8170	8181	8192	8203	8214	870
880	8226	8237	8248	8259	8270	8281	8293	8304	8315	8326	880
890	8337	8348	8360	8371	8382	8393	8404	8416	8427	8438	890
900	8449	8460	8472	8483	8494	8505	8517	8528	8539	8550	900
910	8562	8573	8584	8595	8607	8618	8629	8640	8652	8663	910
920	8674	8685	8697	8708	8719	8731	8742	8753	8765	8776	920
930	8787	8798	8810	8821	8832	8844	8855	8866	8878	8889	930
940	8900	8912	8923	8935	8946	8957	8969	8980	8991	9003	940
950	9014	9025	9037	9048	9060	9071	9082	9094	9105	9117	950
960	9128	9139	9151	9162	9174	9185	9197	9208	9219	9231	960
970	9242	9254	9265	9277	9288	9300	9311	9323	9334	9345	970
980	9357	9368	9380	9391	9403	9414	9426	9437	9449	9460	980
990	9472	9483	9495	9506	9518	9529	9541	9552	9564	9576	990
1000	9587	9599	9610	9622	9633	9645	9656	9668	9680	9691	1000
1010	9703	9714	9726	9737	9749	9761	9772	9784	9795	9807	1010
1020	9819	9830	9842	9853	9865	9877	9888	9900	9911	9923	1020
1030	9935	9946	9958	9970	9981	9993	10005	10016	10028	10040	1030
1040	10051	10063	10075	10086	10098	10110	10121	10133	10145	10156	1040
1050	10168	10180	10191	10203	10215	10227	10238	10250	10262	10273	1050
1060	10285	10297	10309	10320	10332	10344	10356	10367	10379	10391	1060
1070	10403	10414	10426	10438	10450	10461	10473	10485	10497	10509	1070
1080	10520	10532	10544	10556	10567	10579	10591	10603	10615	10626	1080
1090	10638	10650	10662	10674	10686	10697	10709	10721	10733	10745	1090
1100	10757	10768	10780	10792	10804	10816	10828	10840	10851	10863	1100
1110	10875	10887	10899	10911	10922	10934	10946	10958	10970	10982	1110
1120	10994	11006	11017	11029	11041	11053	11065	11077	11089	11101	1120
1130	11113	11125	11136	11148	11160	11172	11184	11196	11208	11220	1130
1140	11232	11244	11256	11268	11280	11291	11303	11315	11327	11339	1140
1150	11351	11363	11375	11387	11399	11411	11423	11435	11447	11459	1150
1160	11471	11483	11495	11507	11519	11531	11542	11554	11566	11578	1160
1170	11590	11602	11614	11626	11638	11650	11662	11674	11686	11698	1170
1180	11710	11722	11734	11746	11758	11770	11782	11794	11806	11818	1180
1190	11830	11842	11854	11866	11878	11890	11902	11914	11926	11939	1190

Type S Thermocouple Table

Platinum - 10% Rhodium/Platinum, Electromotive force as a function of temperature

		$E/\mu V$									
190/°C	0	1	2	3	4	5	6	7	8	9	190/°C
1200	11951	11963	11975	11987	11999	12011	12023	12035	12047	12059	12000
1210	12071	12083	12095	12107	12119	12131	12143	12155	12167	12179	12110
1220	12191	12203	12216	12228	12240	12252	12264	12276	12288	12300	12200
1230	12312	12324	12336	12348	12360	12372	12384	12397	12409	12421	12300
1240	12433	12445	12457	12469	12481	12493	12505	12517	12529	12542	12400
1250	12554	12566	12578	12590	12602	12614	12626	12638	12650	12662	12500
1260	12675	12687	12699	12711	12723	12735	12747	12759	12771	12783	12600
1270	12796	12808	12820	12832	12844	12856	12868	12880	12892	12905	12700
1280	12917	12929	12941	12953	12965	12977	12989	13001	13014	13026	12800
1290	13038	13050	13062	13074	13086	13098	13111	13123	13135	13147	12900
1300	13159	13171	13183	13195	13208	13220	13232	13244	13256	13268	13000
1310	13280	13292	13305	13317	13329	13341	13353	13365	13377	13389	13100
1320	13402	13414	13426	13438	13450	13462	13474	13487	13499	13511	13200
1330	13523	13535	13547	13559	13572	13584	13596	13608	13620	13632	13300
1340	13644	13657	13669	13681	13693	13705	13717	13729	13742	13754	13400
1350	13766	13778	13790	13802	13814	13826	13839	13851	13863	13875	13500
1360	13887	13899	13911	13924	13936	13948	13960	13972	13984	13996	13600
1370	14009	14021	14033	14045	14057	14069	14081	14094	14106	14118	13700
1380	14130	14142	14154	14166	14178	14191	14203	14215	14227	14239	13800
1390	14251	14263	14275	14288	14300	14312	14324	14336	14348	14360	13900
1400	14373	14385	14397	14409	14421	14433	14445	14457	14470	14482	14000
1410	14494	14506	14518	14530	14542	14554	14567	14579	14591	14603	14100
1420	14615	14627	14639	14651	14664	14676	14688	14700	14712	14724	14200
1430	14736	14748	14760	14773	14785	14797	14809	14821	14833	14845	14300
1440	14857	14869	14881	14894	14906	14918	14930	14942	14954	14966	14400
1450	14978	14990	15002	15015	15027	15039	15051	15063	15075	15087	14500
1460	15099	15111	15123	15135	15148	15160	15172	15184	15196	15208	14600
1470	15220	15232	15244	15256	15268	15280	15292	15304	15317	15329	14700
1480	15341	15353	15365	15377	15389	15401	15413	15425	15437	15449	14800
1490	15461	15473	15485	15497	15509	15521	15534	15546	15558	15570	14900
1500	15582	15594	15606	15618	15630	15642	15654	15666	15678	15690	15000
1510	15702	15714	15726	15738	15750	15762	15774	15786	15798	15810	15100
1520	15822	15834	15846	15858	15870	15882	15894	15906	15918	15930	15200
1530	15942	15954	15966	15978	15990	16002	16014	16026	16038	16050	15300
1540	16062	16074	16086	16098	16110	16122	16134	16146	16158	16170	15400
1550	16182	16194	16206	16218	16229	16241	16253	16265	16277	16289	15500
1560	16301	16313	16325	16337	16349	16361	16373	16385	16396	16408	15600
1570	16420	16432	16444	16456	16468	16480	16492	16504	16516	16527	15700
1580	16539	16551	16563	16575	16587	16599	16611	16623	16634	16646	15800
1590	16658	16670	16682	16694	16706	16718	16729	16741	16753	16765	15900
1600	16777	16789	16801	16812	16824	16836	16848	16860	16872	16883	16000
1610	16895	16907	16919	16931	16943	16954	16966	16978	16990	17002	16100
1620	17013	17025	17037	17049	17061	17072	17084	17096	17108	17120	16200
1630	17131	17143	17155	17167	17178	17190	17202	17214	17225	17237	16300
1640	17249	17261	17272	17284	17296	17308	17319	17331	17343	17355	16400
1650	17366	17378	17390	17401	17413	17425	17437	17448	17460	17472	16500
1660	17483	17495	17507	17518	17530	17542	17553	17565	17577	17588	16600
1670	17600	17612	17623	17635	17647	17658	17670	17682	17693	17705	16700
1680	17717	17728	17740	17751	17763	17775	17786	17798	17809	17821	16800
1690	17832	17844	17855	17867	17878	17890	17901	17913	17924	17936	16900
1700	17947	17959	17970	17982	17993	18004	18016	18027	18039	18050	17000
1710	18061	18073	18084	18095	18107	18118	18129	18140	18152	18163	17100
1720	18174	18185	18196	18208	18219	18230	18241	18252	18263	18274	17200
1730	18285	18297	18308	18319	18330	18341	18352	18362	18373	18384	17300
1740	18395	18406	18417	18428	18439	18449	18460	18471	18482	18493	17400
1750	18503	18514	18525	18535	18546	18557	18567	18578	18588	18599	17500
1760	18609	18620	18630	18641	18651	18661	18672	18682	18693	17600	

Type R Thermocouple Table

Platinum - 13% Rhodium/Platinum, Electromotive force as a function of temperature

t ₁ /°C	E/ μ V									t ₂ /°C	
	0	1	2	3	4	5	6	7	8		9
0	0	5	11	16	21	27	32	38	43	49	0
10	54	60	65	71	77	82	88	94	100	105	10
20	111	117	123	129	135	141	147	153	159	165	20
30	171	177	183	189	195	201	207	214	220	226	30
40	232	239	245	251	258	264	271	277	284	290	40
50	296	303	310	316	323	329	336	343	349	356	50
60	363	369	376	383	390	397	403	410	417	424	60
70	431	438	445	452	459	466	473	480	487	494	70
80	501	508	516	523	530	537	544	552	559	566	80
90	573	581	588	595	603	610	618	625	632	640	90
100	647	655	662	670	677	685	693	700	708	715	100
110	723	731	738	746	754	761	769	777	785	792	110
120	800	808	816	824	832	839	847	855	863	871	120
130	879	887	895	903	911	919	927	935	943	951	130
140	959	967	975	984	992	1000	1008	1016	1025	1033	140
150	1041	1049	1058	1066	1074	1082	1091	1099	1107	1116	150
160	1124	1132	1141	1149	1158	1166	1175	1183	1191	1200	160
170	1208	1217	1225	1234	1242	1251	1260	1268	1277	1285	170
180	1294	1303	1311	1320	1329	1337	1346	1355	1363	1372	180
190	1381	1389	1398	1407	1416	1425	1433	1442	1451	1460	190
200	1469	1477	1486	1495	1504	1513	1522	1531	1540	1549	200
210	1558	1567	1575	1584	1593	1602	1611	1620	1629	1639	210
220	1648	1657	1666	1675	1684	1693	1702	1711	1720	1729	220
230	1739	1748	1757	1766	1775	1784	1794	1803	1812	1821	230
240	1831	1840	1849	1858	1868	1877	1886	1895	1905	1914	240
250	1923	1933	1942	1951	1961	1970	1980	1989	1998	2008	250
260	2017	2027	2036	2046	2055	2064	2074	2083	2093	2102	260
270	2112	2121	2131	2140	2150	2159	2169	2179	2188	2198	270
280	2207	2217	2226	2236	2246	2255	2265	2275	2284	2294	280
290	2304	2313	2323	2333	2342	2352	2362	2371	2381	2391	290
300	2401	2410	2420	2430	2440	2449	2459	2469	2479	2488	300
310	2498	2508	2518	2528	2538	2547	2557	2567	2577	2587	310
320	2597	2607	2617	2626	2636	2646	2656	2666	2676	2686	320
330	2696	2706	2716	2726	2736	2746	2756	2766	2776	2786	330
340	2796	2806	2816	2826	2836	2846	2856	2866	2876	2886	340
350	2896	2906	2916	2926	2937	2947	2957	2967	2977	2987	350
360	2997	3007	3018	3028	3038	3048	3058	3068	3079	3089	360
370	3099	3109	3119	3130	3140	3150	3160	3171	3181	3191	370
380	3201	3212	3222	3232	3242	3253	3263	3273	3284	3294	380
390	3304	3315	3325	3335	3346	3356	3366	3377	3387	3397	390
400	3408	3418	3428	3439	3449	3460	3470	3480	3491	3501	400
410	3512	3522	3533	3543	3553	3564	3574	3585	3595	3606	410
420	3616	3627	3637	3648	3658	3669	3679	3690	3700	3711	420
430	3721	3732	3742	3753	3764	3774	3785	3795	3806	3816	430
440	3827	3838	3848	3859	3869	3880	3891	3901	3912	3922	440
450	3933	3944	3954	3965	3976	3986	3997	4008	4018	4029	450
460	4040	4050	4061	4072	4083	4093	4104	4115	4125	4136	460
470	4147	4158	4168	4179	4190	4201	4211	4222	4233	4244	470
480	4255	4265	4276	4287	4298	4309	4319	4330	4341	4352	480
490	4363	4373	4384	4395	4406	4417	4428	4439	4449	4460	490
500	4471	4482	4493	4504	4515	4526	4537	4548	4558	4569	500
510	4580	4591	4602	4613	4624	4635	4646	4657	4668	4679	510
520	4690	4701	4712	4723	4734	4745	4756	4767	4778	4789	520
530	4800	4811	4822	4833	4844	4855	4866	4877	4888	4899	530
540	4910	4922	4933	4944	4955	4966	4977	4988	4999	5010	540
550	5021	5033	5044	5055	5066	5077	5088	5099	5111	5122	550
560	5133	5144	5155	5166	5178	5189	5200	5211	5222	5234	560
570	5245	5256	5267	5279	5290	5301	5312	5323	5335	5346	570
580	5357	5369	5380	5391	5402	5414	5425	5436	5448	5459	580
590	5470	5481	5493	5504	5515	5527	5538	5549	5561	5572	590

Type R Thermocouple Table

Platinum - 13% Rhodium/Platinum, Electromotive force as a function of temperature

		$\epsilon/\mu\text{V}$									
90/°C	0	1	2	3	4	5	6	7	8	9	190/°C
600	5583	5595	5606	5618	5629	5640	5652	5663	5674	5686	600
610	5697	5709	5720	5731	5743	5754	5766	5777	5789	5800	610
620	5812	5823	5834	5846	5857	5869	5880	5892	5903	5915	620
630	5926	5938	5949	5961	5972	5984	5995	6007	6018	6030	630
640	6041	6053	6065	6076	6088	6099	6111	6122	6134	6146	640
650	6157	6169	6180	6192	6204	6215	6227	6238	6250	6262	650
660	6273	6285	6297	6308	6320	6332	6343	6355	6367	6378	660
670	6390	6402	6413	6425	6437	6448	6460	6472	6484	6495	670
680	6507	6519	6531	6542	6554	6566	6578	6589	6601	6613	680
690	6625	6636	6648	6660	6672	6684	6695	6707	6719	6731	690
700	6743	6755	6766	6778	6790	6802	6814	6826	6838	6849	700
710	6861	6873	6885	6897	6909	6921	6933	6945	6956	6968	710
720	6980	6992	7004	7016	7028	7040	7052	7064	7076	7088	720
730	7100	7112	7124	7136	7148	7160	7172	7184	7196	7208	730
740	7220	7232	7244	7256	7268	7280	7292	7304	7316	7328	740
750	7340	7352	7364	7376	7388	7401	7413	7425	7437	7449	750
760	7461	7473	7485	7498	7510	7522	7534	7546	7558	7570	760
770	7583	7595	7607	7619	7631	7644	7656	7668	7680	7692	770
780	7705	7717	7729	7741	7753	7766	7778	7790	7802	7815	780
790	7827	7839	7851	7864	7876	7888	7901	7913	7925	7938	790
800	7950	7962	7974	7987	7999	8011	8024	8036	8048	8061	800
810	8073	8086	8098	8110	8123	8135	8147	8160	8172	8185	810
820	8197	8209	8222	8234	8247	8259	8272	8284	8296	8309	820
830	8321	8334	8346	8359	8371	8384	8396	8409	8421	8434	830
840	8446	8459	8471	8484	8496	8509	8521	8534	8546	8559	840
850	8571	8584	8597	8609	8622	8634	8647	8659	8672	8685	850
860	8697	8710	8722	8735	8748	8760	8773	8785	8798	8811	860
870	8823	8836	8849	8861	8874	8887	8899	8912	8925	8937	870
880	8950	8963	8975	8988	9001	9014	9026	9039	9052	9065	880
890	9077	9090	9103	9115	9128	9141	9154	9167	9179	9192	890
900	9205	9218	9230	9243	9256	9269	9282	9294	9307	9320	900
910	9333	9346	9359	9371	9384	9397	9410	9423	9436	9449	910
920	9461	9474	9487	9500	9513	9526	9539	9552	9565	9578	920
930	9590	9603	9616	9629	9642	9655	9668	9681	9694	9707	930
940	9720	9733	9746	9759	9772	9785	9798	9811	9824	9837	940
950	9850	9863	9876	9889	9902	9915	9928	9941	9954	9967	950
960	9980	9993	10006	10019	10032	10046	10059	10072	10085	10098	960
970	10111	10124	10137	10150	10163	10177	10190	10203	10216	10229	970
980	10242	10255	10268	10282	10295	10308	10321	10334	10347	10361	980
990	10374	10387	10400	10413	10427	10440	10453	10466	10479	10493	990
1000	10506	10519	10532	10546	10559	10572	10585	10599	10612	10625	1000
1010	10638	10652	10665	10678	10692	10705	10718	10731	10745	10758	1010
1020	10771	10785	10798	10811	10825	10838	10851	10865	10878	10891	1020
1030	10905	10918	10932	10945	10958	10972	10985	10998	11012	11025	1030
1040	11039	11052	11065	11079	11092	11106	11119	11132	11146	11159	1040
1050	11173	11186	11200	11213	11227	11240	11253	11267	11280	11294	1050
1060	11307	11321	11334	11348	11361	11375	11388	11402	11415	11429	1060
1070	11442	11456	11469	11483	11496	11510	11524	11537	11551	11564	1070
1080	11578	11591	11605	11618	11632	11646	11659	11673	11686	11700	1080
1090	11714	11727	11741	11754	11768	11782	11795	11809	11822	11836	1090
1100	11850	11863	11877	11891	11904	11918	11931	11945	11959	11972	1100
1110	11986	12000	12013	12027	12041	12054	12068	12082	12096	12109	1110
1120	12123	12137	12150	12164	12178	12191	12205	12219	12233	12246	1120
1130	12260	12274	12288	12301	12315	12329	12342	12356	12370	12384	1130
1140	12397	12411	12425	12439	12453	12466	12480	12494	12508	12521	1140
1150	12535	12549	12563	12577	12590	12604	12618	12632	12646	12659	1150
1160	12673	12687	12701	12715	12729	12742	12756	12770	12784	12798	1160
1170	12812	12825	12839	12853	12867	12881	12895	12909	12922	12936	1170
1180	12950	12964	12978	12992	13006	13019	13033	13047	13061	13075	1180
1190	13089	13103	13117	13131	13145	13158	13172	13186	13200	13214	1190

Type R Thermocouple Table

Platinum - 13% Rhodium/Platinum, Electromotive force as a function of temperature

		E, μ V									
90/°C	0	1	2	3	4	5	6	7	8	9	90/°C
1200	13228	13242	13256	13270	13284	13298	13311	13325	13339	13353	1260
1210	13367	13381	13395	13409	13423	13437	13451	13465	13479	13493	1210
1220	13507	13521	13535	13549	13563	13577	13590	13604	13618	13632	1220
1230	13646	13660	13674	13688	13702	13716	13730	13744	13758	13772	1230
1240	13786	13800	13814	13828	13842	13856	13870	13884	13898	13912	1240
1250	13926	13940	13954	13968	13982	13996	14010	14024	14038	14052	1250
1260	14066	14081	14095	14109	14123	14137	14151	14165	14179	14193	1260
1270	14207	14221	14235	14249	14263	14277	14291	14305	14319	14333	1270
1280	14347	14361	14375	14390	14404	14418	14432	14446	14460	14474	1280
1290	14488	14502	14516	14530	14544	14558	14572	14586	14601	14615	1290
1300	14629	14643	14657	14671	14685	14699	14713	14727	14741	14755	1300
1310	14770	14784	14798	14812	14826	14840	14854	14868	14882	14896	1310
1320	14911	14925	14939	14953	14967	14981	14995	15009	15023	15037	1320
1330	15052	15066	15080	15094	15108	15122	15136	15150	15164	15179	1330
1340	15193	15207	15221	15235	15249	15263	15277	15291	15306	15320	1340
1350	15334	15348	15362	15376	15390	15404	15419	15433	15447	15461	1350
1360	15475	15489	15503	15517	15531	15546	15560	15574	15588	15602	1360
1370	15616	15630	15645	15659	15673	15687	15701	15715	15729	15743	1370
1380	15758	15772	15786	15800	15814	15828	15842	15856	15871	15885	1380
1390	15899	15913	15927	15941	15955	15969	15984	15998	16012	16026	1390
1400	16040	16054	16068	16082	16097	16111	16125	16139	16153	16167	1400
1410	16181	16196	16210	16224	16238	16252	16266	16280	16294	16309	1410
1420	16323	16337	16351	16365	16379	16393	16407	16422	16436	16450	1420
1430	16464	16478	16492	16506	16520	16534	16549	16563	16577	16591	1430
1440	16605	16619	16633	16647	16662	16676	16690	16704	16718	16732	1440
1450	16746	16760	16774	16789	16803	16817	16831	16845	16859	16873	1450
1460	16887	16901	16915	16930	16944	16958	16972	16986	17000	17014	1460
1470	17028	17042	17056	17071	17085	17099	17113	17127	17141	17155	1470
1480	17169	17183	17197	17211	17225	17240	17254	17268	17282	17296	1480
1490	17310	17324	17338	17352	17366	17380	17394	17408	17423	17437	1490
1500	17451	17465	17479	17493	17507	17521	17535	17549	17563	17577	1500
1510	17591	17605	17619	17633	17647	17661	17676	17690	17704	17718	1510
1520	17732	17746	17760	17774	17788	17802	17816	17830	17844	17858	1520
1530	17872	17886	17900	17914	17928	17942	17956	17970	17984	17998	1530
1540	18012	18026	18040	18054	18068	18082	18096	18110	18124	18138	1540
1550	18152	18166	18180	18194	18208	18222	18236	18250	18264	18278	1550
1560	18292	18306	18320	18334	18348	18362	18376	18390	18404	18417	1560
1570	18431	18445	18459	18473	18487	18501	18515	18529	18543	18557	1570
1580	18571	18585	18599	18613	18627	18640	18654	18668	18682	18696	1580
1590	18710	18724	18738	18752	18766	18779	18793	18807	18821	18835	1590
1600	18849	18863	18877	18891	18904	18918	18932	18946	18960	18974	1600
1610	18988	19002	19015	19029	19043	19057	19071	19085	19099	19112	1610
1620	19126	19140	19154	19168	19181	19195	19209	19223	19237	19250	1620
1630	19264	19278	19292	19306	19319	19333	19347	19361	19375	19388	1630
1640	19402	19416	19430	19444	19457	19471	19485	19499	19512	19526	1640
1650	19540	19554	19567	19581	19595	19609	19622	19636	19650	19663	1650
1660	19677	19691	19705	19718	19732	19746	19759	19773	19787	19800	1660
1670	19814	19828	19841	19855	19869	19882	19896	19910	19923	19937	1670
1680	19951	19964	19978	19992	20005	20019	20032	20046	20060	20073	1680
1690	20087	20100	20114	20127	20141	20154	20168	20181	20195	20208	1690
1700	20222	20235	20249	20262	20275	20289	20302	20316	20329	20342	1700
1710	20356	20369	20382	20396	20409	20422	20436	20449	20462	20475	1710
1720	20488	20502	20515	20528	20541	20554	20567	20581	20594	20607	1720
1730	20620	20633	20646	20659	20672	20685	20698	20711	20724	20736	1730
1740	20749	20762	20775	20788	20801	20813	20826	20839	20852	20864	1740
1750	20877	20890	20902	20915	20928	20940	20953	20965	20978	20990	1750
1760	21003	21015	21027	21040	21052	21065	21077	21089	21101	21113	1760

Type B Thermocouple Table

Platinum - 30% Rhodium/Platinum - 6% Rhodium, Electromotive force as a function of temperature

		E/ μ V										
190/°C	0	1	2	3	4	5	6	7	8	9	190/°C	
0	0	0	0	-1	-1	-1	-1	-1	-2	-2	0	
10	-2	-2	-2	-2	-2	-2	-2	-2	-3	-3	10	
20	-3	-3	-3	-3	-3	-2	-2	-2	-2	-2	20	
30	-2	-2	-2	-2	-2	-1	-1	-1	-1	-1	30	
40	0	0	0	0	0	1	1	1	2	2	40	
50	2	3	3	3	4	4	4	5	5	6	50	
60	6	7	7	8	8	9	9	10	10	11	60	
70	11	12	12	13	14	14	15	15	16	17	70	
80	17	18	19	20	20	21	22	22	23	24	80	
90	25	26	26	27	28	29	30	31	31	32	90	
100	33	34	35	36	37	38	39	40	41	42	100	
110	43	44	45	46	47	48	49	50	51	52	110	
120	53	55	56	57	58	59	60	62	63	64	120	
130	65	66	68	69	70	72	73	74	75	77	130	
140	78	79	81	82	84	85	86	88	89	91	140	
150	92	94	95	96	98	99	101	102	104	106	150	
160	107	109	110	112	113	115	117	118	120	122	160	
170	123	125	127	128	130	132	134	135	137	139	170	
180	141	142	144	146	148	150	151	153	155	157	180	
190	159	161	163	165	166	168	170	172	174	176	190	
200	178	180	182	184	186	188	190	192	195	197	200	
210	199	201	203	205	207	209	212	214	216	218	210	
220	226	227	228	229	231	234	236	238	241	242	220	
230	243	245	248	250	252	255	257	259	262	264	230	
240	267	269	271	274	276	279	281	284	286	289	240	
250	291	294	296	299	301	304	307	309	312	314	250	
260	317	320	322	325	328	330	333	336	338	341	260	
270	344	347	349	352	355	358	360	363	366	369	270	
280	372	375	377	380	383	386	389	392	395	398	280	
290	401	404	407	410	413	416	419	422	425	428	290	
300	431	434	437	440	443	446	449	452	455	458	300	
310	462	465	468	471	474	478	481	484	487	490	310	
320	494	497	500	503	507	510	513	517	520	523	320	
330	527	530	533	537	540	544	547	550	554	557	330	
340	561	564	568	571	575	578	582	585	589	592	340	
350	596	599	603	607	610	614	617	621	625	628	350	
360	632	636	639	643	647	650	654	658	662	665	360	
370	669	673	677	680	684	688	692	696	700	703	370	
380	707	711	715	719	723	727	731	735	738	742	380	
390	746	750	754	758	762	766	770	774	778	782	390	
400	787	791	795	799	803	807	811	815	819	824	400	
410	828	832	836	840	844	849	853	857	861	866	410	
420	870	874	878	883	887	891	896	900	904	909	420	
430	913	917	922	926	930	935	939	944	948	953	430	
440	957	961	966	970	975	979	984	988	993	997	440	
450	1002	1007	1011	1016	1020	1025	1030	1034	1039	1043	450	
460	1048	1053	1057	1062	1067	1071	1076	1081	1086	1090	460	
470	1095	1100	1105	1109	1114	1119	1124	1129	1133	1138	470	
480	1143	1148	1153	1158	1163	1167	1172	1177	1182	1187	480	
490	1192	1197	1202	1207	1212	1217	1222	1227	1232	1237	490	
500	1242	1247	1252	1257	1262	1267	1272	1277	1282	1288	500	
510	1293	1298	1303	1308	1313	1318	1324	1329	1334	1339	510	
520	1344	1350	1355	1360	1365	1371	1376	1381	1387	1392	520	
530	1397	1402	1408	1413	1418	1424	1429	1435	1440	1445	530	
540	1451	1456	1462	1467	1472	1478	1483	1489	1494	1500	540	
550	1505	1511	1516	1522	1527	1533	1539	1544	1550	1555	550	
560	1561	1566	1572	1578	1583	1589	1595	1600	1606	1612	560	
570	1617	1623	1629	1634	1640	1646	1652	1657	1663	1669	570	
580	1675	1680	1686	1692	1698	1704	1709	1715	1721	1727	580	
590	1733	1739	1745	1750	1756	1762	1768	1774	1780	1786	590	
600	1792	1798	1804	1810	1816	1822	1828	1834	1840	1846	600	

Type B Thermocouple Table

Platinum - 30% Rhodium/Platinum - 6% Rhodium, Electromotive force as a function of temperature

		E, μ V									
190/°C	0	1	2	3	4	5	6	7	8	9	190/°C
610	1852	1858	1864	1870	1876	1882	1888	1894	1901	1907	610
620	1913	1919	1925	1931	1937	1944	1950	1956	1962	1968	620
630	1975	1981	1987	1993	1999	2006	2012	2018	2025	2031	630
640	2037	2043	2050	2056	2062	2069	2075	2082	2088	2094	640
650	2101	2107	2113	2120	2126	2133	2139	2146	2152	2158	650
660	2165	2171	2178	2184	2191	2197	2204	2210	2217	2224	660
670	2230	2237	2243	2250	2256	2263	2270	2276	2283	2289	670
680	2296	2303	2309	2316	2323	2329	2336	2343	2350	2356	680
690	2363	2370	2376	2383	2390	2397	2403	2410	2417	2424	690
700	2431	2437	2444	2451	2458	2465	2472	2479	2485	2492	700
710	2499	2506	2513	2520	2527	2534	2541	2548	2555	2562	710
720	2569	2576	2583	2590	2597	2604	2611	2618	2625	2632	720
730	2639	2646	2653	2660	2667	2674	2681	2688	2696	2703	730
740	2710	2717	2724	2731	2738	2746	2753	2760	2767	2775	740
750	2782	2789	2796	2803	2811	2818	2825	2833	2840	2847	750
760	2854	2862	2869	2876	2884	2891	2898	2906	2913	2921	760
770	2928	2935	2943	2950	2958	2965	2973	2980	2987	2995	770
780	3002	3010	3017	3025	3032	3040	3047	3055	3062	3070	780
790	3078	3085	3093	3100	3108	3116	3123	3131	3138	3146	790
800	3154	3161	3169	3177	3184	3192	3200	3207	3215	3223	800
810	3230	3238	3246	3254	3261	3269	3277	3285	3292	3300	810
820	3308	3316	3324	3331	3339	3347	3355	3363	3371	3379	820
830	3386	3394	3402	3410	3418	3426	3434	3442	3450	3458	830
840	3466	3474	3482	3490	3498	3506	3514	3522	3530	3538	840
850	3546	3554	3562	3570	3578	3586	3594	3602	3610	3618	850
860	3626	3634	3643	3651	3659	3667	3675	3683	3692	3700	860
870	3708	3716	3724	3732	3741	3749	3757	3765	3774	3782	870
880	3790	3798	3807	3815	3823	3832	3840	3848	3857	3865	880
890	3873	3882	3890	3898	3907	3915	3923	3932	3940	3949	890
900	3957	3965	3974	3982	3991	3999	4008	4016	4024	4033	900
910	4041	4050	4058	4067	4075	4084	4093	4101	4110	4118	910
920	4127	4135	4144	4152	4161	4170	4178	4187	4195	4204	920
930	4213	4221	4230	4239	4247	4256	4265	4273	4282	4291	930
940	4299	4308	4317	4326	4334	4343	4352	4360	4369	4378	940
950	4387	4396	4404	4413	4422	4431	4440	4448	4457	4466	950
960	4475	4484	4493	4501	4510	4519	4528	4537	4546	4555	960
970	4564	4573	4582	4591	4599	4608	4617	4626	4635	4644	970
980	4653	4662	4671	4680	4689	4698	4707	4716	4725	4734	980
990	4743	4753	4762	4771	4780	4789	4798	4807	4816	4825	990
1000	4834	4843	4853	4862	4871	4880	4889	4898	4908	4917	1000
1010	4926	4935	4944	4954	4963	4972	4981	4990	5000	5009	1010
1020	5018	5027	5037	5046	5055	5065	5074	5083	5092	5102	1020
1030	5111	5120	5130	5139	5148	5158	5167	5176	5186	5195	1030
1040	5205	5214	5223	5233	5242	5252	5261	5270	5280	5289	1040
1050	5299	5308	5318	5327	5337	5346	5356	5365	5375	5384	1050
1060	5394	5403	5413	5422	5432	5441	5451	5460	5470	5480	1060
1070	5489	5499	5508	5518	5528	5537	5547	5556	5566	5576	1070
1080	5585	5595	5605	5614	5624	5634	5643	5653	5663	5672	1080
1090	5682	5692	5702	5711	5721	5731	5740	5750	5760	5770	1090
1100	5780	5799	5799	5809	5819	5828	5838	5848	5858	5868	1100
1110	5878	5887	5897	5907	5917	5927	5937	5947	5956	5966	1110
1120	5976	5986	5996	6006	6016	6026	6036	6046	6055	6065	1120
1130	6075	6085	6095	6105	6115	6125	6135	6145	6155	6165	1130
1140	6175	6185	6195	6205	6215	6225	6235	6245	6256	6266	1140
1150	6276	6286	6296	6306	6316	6326	6336	6346	6356	6367	1150
1160	6377	6387	6397	6407	6417	6427	6438	6448	6458	6468	1160
1170	6478	6488	6499	6509	6519	6529	6539	6550	6560	6570	1170
1180	6580	6591	6601	6611	6621	6632	6642	6652	6663	6673	1180
1190	6683	6693	6704	6714	6724	6735	6745	6755	6766	6776	1190
1200	6786	6797	6807	6818	6828	6838	6849	6859	6869	6880	1200
1210	6890	6901	6911	6922	6932	6942	6953	6963	6974	6984	1210

Type B Thermocouple Table

Platinum - 30% Rhodium/Platinum - 6% Rhodium, Electromotive force as a function of temperature

t ₁ /°C	E/ μ V									t ₂ /°C	
	0	1	2	3	4	5	6	7	8		9
1220	6995	7005	7016	7026	7037	7047	7058	7068	7079	7089	1220
1230	7100	7110	7121	7131	7142	7152	7163	7173	7184	7194	1230
1240	7205	7216	7226	7237	7247	7258	7269	7279	7290	7300	1240
1250	7311	7322	7332	7343	7353	7364	7375	7385	7396	7407	1250
1260	7417	7428	7439	7449	7460	7471	7482	7492	7503	7514	1260
1270	7524	7535	7546	7557	7567	7578	7589	7600	7610	7621	1270
1280	7632	7643	7653	7664	7675	7686	7697	7707	7718	7729	1280
1290	7740	7751	7761	7772	7783	7794	7805	7816	7827	7837	1290
1300	7848	7859	7870	7881	7892	7903	7914	7924	7935	7946	1300
1310	7957	7968	7979	7990	8001	8012	8023	8034	8045	8056	1310
1320	8066	8077	8088	8099	8110	8121	8132	8143	8154	8165	1320
1330	8176	8187	8198	8209	8220	8231	8242	8253	8264	8275	1330
1340	8286	8298	8309	8320	8331	8342	8353	8364	8375	8386	1340
1350	8397	8408	8419	8430	8441	8453	8464	8475	8486	8497	1350
1360	8508	8519	8530	8542	8553	8564	8575	8586	8597	8608	1360
1370	8620	8631	8642	8653	8664	8675	8687	8698	8709	8720	1370
1380	8731	8743	8754	8765	8776	8787	8799	8810	8821	8832	1380
1390	8844	8855	8866	8877	8889	8900	8911	8922	8934	8945	1390
1400	8956	8967	8979	8990	9001	9013	9024	9035	9047	9058	1400
1410	9069	9080	9092	9103	9114	9126	9137	9148	9160	9171	1410
1420	9182	9194	9205	9216	9228	9239	9251	9262	9273	9285	1420
1430	9296	9307	9319	9330	9342	9353	9364	9376	9387	9398	1430
1440	9410	9421	9433	9444	9456	9467	9478	9490	9501	9513	1440
1450	9524	9536	9547	9558	9570	9581	9593	9604	9616	9627	1450
1460	9639	9650	9662	9673	9684	9696	9707	9719	9730	9742	1460
1470	9753	9765	9776	9788	9799	9811	9822	9834	9845	9857	1470
1480	9868	9880	9891	9903	9914	9926	9937	9949	9961	9972	1480
1490	9984	9995	10007	10018	10030	10041	10053	10064	10076	10088	1490
1500	10099	10111	10122	10134	10145	10157	10168	10180	10192	10203	1500
1510	10215	10226	10238	10249	10261	10273	10284	10296	10307	10319	1510
1520	10331	10342	10354	10365	10377	10389	10400	10412	10423	10435	1520
1530	10447	10458	10470	10482	10493	10505	10516	10528	10540	10551	1530
1540	10563	10575	10586	10598	10609	10621	10633	10644	10656	10668	1540
1550	10679	10691	10703	10714	10726	10738	10749	10761	10773	10784	1550
1560	10796	10808	10819	10831	10843	10854	10866	10877	10889	10901	1560
1570	10913	10924	10936	10948	10959	10971	10983	10994	11006	11018	1570
1580	11029	11041	11053	11064	11076	11088	11099	11111	11123	11134	1580
1590	11146	11158	11169	11181	11193	11205	11216	11228	11240	11251	1590
1600	11263	11275	11286	11298	11310	11321	11333	11345	11357	11368	1600
1610	11380	11392	11403	11415	11427	11438	11450	11462	11474	11485	1610
1620	11497	11509	11520	11532	11544	11555	11567	11579	11591	11602	1620
1630	11614	11626	11637	11649	11661	11673	11684	11696	11708	11719	1630
1640	11731	11743	11754	11766	11778	11790	11801	11813	11825	11836	1640
1650	11848	11860	11871	11883	11895	11907	11918	11930	11942	11953	1650
1660	11965	11977	11988	12000	12012	12024	12035	12047	12059	12070	1660
1670	12082	12094	12105	12117	12129	12141	12152	12164	12176	12187	1670
1680	12199	12211	12222	12234	12246	12257	12269	12281	12292	12304	1680
1690	12316	12327	12339	12351	12363	12374	12386	12398	12409	12421	1690
1700	12433	12444	12456	12468	12479	12491	12503	12514	12526	12538	1700
1710	12549	12561	12572	12584	12596	12607	12619	12631	12642	12654	1710
1720	12666	12677	12689	12701	12712	12724	12736	12747	12759	12770	1720
1730	12782	12794	12805	12817	12829	12840	12852	12863	12875	12887	1730
1740	12898	12910	12921	12933	12945	12956	12968	12980	12991	13003	1740
1750	13014	13026	13037	13049	13061	13072	13084	13095	13107	13119	1750
1760	13130	13142	13153	13165	13176	13188	13200	13211	13223	13234	1760
1770	13246	13257	13269	13280	13292	13304	13315	13327	13338	13350	1770
1780	13361	13373	13384	13396	13407	13419	13430	13442	13453	13465	1780
1790	13476	13488	13499	13511	13522	13534	13545	13557	13568	13580	1790
1800	13591	13603	13614	13626	13637	13649	13660	13672	13683	13694	1800
1810	13706	13717	13729	13740	13752	13763	13775	13786	13797	13809	1810
1820	13820										1820

Type N Thermocouple Table

Nickel-Chromium-Silicon/Nickel-Silicon, Electromotive force as a function of temperature

190/°C		E/ μ V									190/°C
0	1	2	3	4	5	6	7	8	9	0	
0	0	26	52	78	104	130	156	182	208	235	0
10	261	287	313	340	366	393	419	446	472	499	10
20	525	552	578	605	632	659	685	712	739	766	20
30	793	820	847	874	901	928	955	983	1010	1037	30
40	1065	1092	1119	1147	1174	1202	1229	1257	1284	1312	40
50	1340	1368	1395	1423	1451	1479	1507	1535	1563	1591	50
60	1619	1647	1675	1703	1732	1760	1788	1817	1845	1873	60
70	1902	1930	1959	1988	2016	2045	2074	2102	2131	2160	70
80	2189	2218	2247	2276	2305	2334	2363	2392	2421	2450	80
90	2480	2509	2538	2568	2597	2626	2656	2685	2715	2744	90
100	2774	2804	2833	2863	2893	2923	2953	2983	3012	3042	100
110	3072	3102	3133	3163	3193	3223	3253	3283	3314	3344	110
120	3374	3405	3435	3466	3496	3527	3557	3588	3619	3649	120
130	3680	3711	3742	3772	3803	3834	3865	3896	3927	3958	130
140	3989	4020	4051	4083	4114	4145	4176	4208	4239	4270	140
150	4302	4333	4365	4396	4428	4459	4491	4523	4554	4586	150
160	4618	4650	4681	4713	4745	4777	4809	4841	4873	4905	160
170	4937	4969	5001	5033	5066	5098	5130	5162	5195	5227	170
180	5259	5292	5324	5357	5389	5422	5454	5487	5520	5552	180
190	5585	5618	5650	5683	5716	5749	5782	5815	5847	5880	190
200	5913	5946	5979	6013	6046	6079	6112	6145	6178	6211	200
210	6245	6278	6311	6345	6378	6411	6445	6478	6512	6545	210
220	6579	6612	6646	6680	6713	6747	6781	6814	6848	6882	220
230	6916	6949	6983	7017	7051	7085	7119	7153	7187	7221	230
240	7255	7289	7323	7357	7392	7426	7460	7494	7528	7563	240
250	7597	7631	7666	7700	7734	7769	7803	7838	7872	7907	250
260	7941	7976	8010	8045	8080	8114	8149	8184	8218	8253	260
270	8288	8323	8358	8392	8427	8462	8497	8532	8567	8602	270
280	8637	8672	8707	8742	8777	8812	8847	8882	8918	8953	280
290	8988	9023	9058	9094	9129	9164	9200	9235	9270	9306	290
300	9341	9377	9412	9448	9483	9519	9554	9590	9625	9661	300
310	9696	9732	9768	9803	9839	9875	9910	9946	9982	10018	310
320	10054	10089	10125	10161	10197	10233	10269	10305	10341	10377	320
330	10413	10449	10485	10521	10557	10593	10629	10665	10701	10737	330
340	10774	10810	10846	10882	10918	10955	10991	11027	11064	11100	340
350	11136	11173	11209	11245	11282	11318	11355	11391	11428	11464	350
360	11501	11537	11574	11610	11647	11683	11720	11757	11793	11830	360
370	11867	11903	11940	11977	12013	12050	12087	12124	12160	12197	370
380	12234	12271	12308	12345	12382	12418	12455	12492	12529	12566	380
390	12603	12640	12677	12714	12751	12788	12825	12862	12899	12937	390
400	12974	13011	13048	13085	13122	13159	13197	13234	13271	13308	400
410	13346	13383	13420	13457	13495	13532	13569	13607	13644	13682	410
420	13719	13756	13794	13831	13869	13906	13944	13981	14019	14056	420
430	14094	14131	14169	14206	14244	14281	14319	14356	14394	14432	430
440	14469	14507	14545	14582	14620	14658	14695	14733	14771	14809	440
450	14846	14884	14922	14960	14998	15035	15073	15111	15149	15187	450
460	15225	15262	15300	15338	15376	15414	15452	15490	15528	15566	460
470	15604	15642	15680	15718	15756	15794	15832	15870	15908	15946	470
480	15984	16022	16060	16099	16137	16175	16213	16251	16289	16327	480
490	16366	16404	16442	16480	16518	16557	16595	16633	16671	16710	490
500	16748	16786	16824	16863	16901	16939	16978	17016	17054	17093	500
510	17131	17169	17208	17246	17285	17323	17361	17400	17438	17477	510
520	17515	17554	17592	17630	17669	17707	17746	17784	17823	17861	520
530	17900	17938	17977	18016	18054	18093	18131	18170	18208	18247	530
540	18286	18324	18363	18401	18440	18479	18517	18556	18595	18633	540
550	18672	18711	18749	18788	18827	18865	18904	18943	18982	19020	550
560	19059	19098	19136	19175	19214	19253	19292	19330	19369	19408	560
570	19447	19485	19524	19563	19602	19641	19680	19718	19757	19796	570
580	19835	19874	19913	19952	19990	20029	20068	20107	20146	20185	580
590	20224	20263	20302	20341	20379	20418	20457	20496	20535	20574	590

Type N Thermocouple Table
 Nickel-Chromium-Silicon/Nickel-Silicon, Electromotive force as a function of temperature

190 °C	E/μV									190 °C	
	0	1	2	3	4	5	6	7	8		9
600	20613	20652	20691	20730	20769	20808	20847	20886	20925	20964	600
610	21003	21042	21081	21120	21159	21198	21237	21276	21315	21354	610
620	21393	21432	21471	21510	21549	21588	21628	21667	21706	21745	620
630	21784	21823	21862	21901	21940	21979	22018	22058	22097	22136	630
640	22175	22214	22253	22292	22331	22370	22410	22449	22488	22527	640
650	22566	22605	22645	22684	22723	22762	22801	22840	22879	22919	650
660	22958	22997	23036	23075	23115	23154	23193	23232	23271	23311	660
670	23350	23389	23428	23467	23507	23546	23585	23624	23663	23703	670
680	23742	23781	23820	23860	23899	23938	23977	24016	24056	24095	680
690	24134	24173	24213	24252	24291	24330	24370	24409	24448	24487	690
700	24527	24566	24605	24644	24684	24723	24762	24801	24841	24880	700
710	24919	24959	24998	25037	25076	25115	25155	25194	25233	25273	710
720	25312	25351	25391	25430	25469	25508	25548	25587	25626	25666	720
730	25705	25744	25783	25823	25862	25901	25941	25980	26019	26058	730
740	26098	26137	26176	26216	26255	26294	26333	26373	26412	26451	740
750	26491	26530	26569	26608	26648	26687	26726	26766	26805	26844	750
760	26883	26923	26962	27001	27041	27080	27119	27158	27198	27237	760
770	27276	27316	27355	27394	27433	27473	27512	27551	27591	27630	770
780	27669	27708	27748	27787	27826	27866	27905	27944	27983	28023	780
790	28062	28101	28140	28180	28219	28258	28298	28337	28376	28415	790
800	28455	28494	28533	28572	28612	28651	28690	28729	28769	28808	800
810	28847	28886	28926	28965	29004	29043	29083	29122	29161	29200	810
820	29240	29279	29318	29357	29396	29436	29475	29514	29553	29593	820
830	29632	29671	29710	29749	29789	29828	29867	29906	29945	29985	830
840	30024	30063	30102	30141	30181	30220	30259	30298	30337	30377	840
850	30416	30455	30494	30533	30572	30612	30651	30690	30729	30768	850
860	30807	30846	30886	30925	30964	31003	31042	31081	31120	31160	860
870	31199	31238	31277	31316	31355	31394	31433	31473	31512	31551	870
880	31590	31629	31668	31707	31746	31785	31824	31864	31903	31942	880
890	31981	32020	32059	32098	32137	32176	32215	32254	32293	32332	890
900	32371	32410	32449	32488	32527	32566	32606	32645	32684	32723	900
910	32762	32801	32840	32879	32918	32957	32996	33035	33074	33112	910
920	33151	33190	33229	33268	33307	33346	33385	33424	33463	33502	920
930	33541	33580	33619	33658	33697	33736	33775	33813	33852	33891	930
940	33930	33969	34008	34047	34086	34125	34163	34202	34241	34280	940
950	34319	34358	34397	34435	34474	34513	34552	34591	34630	34668	950
960	34707	34746	34785	34824	34862	34901	34940	34979	35017	35056	960
970	35095	35134	35173	35211	35250	35289	35327	35366	35405	35444	970
980	35482	35521	35560	35599	35637	35676	35715	35753	35792	35831	980
990	35869	35908	35947	35985	36024	36063	36101	36140	36178	36217	990
1000	36256	36294	36333	36371	36410	36449	36487	36526	36564	36603	1000
1010	36641	36680	36719	36757	36796	36834	36873	36911	36950	36988	1010
1020	37027	37065	37104	37142	37181	37219	37258	37296	37335	37373	1020
1030	37411	37450	37488	37527	37565	37604	37642	37680	37719	37757	1030
1040	37796	37834	37872	37911	37949	37987	38026	38064	38102	38141	1040
1050	38179	38217	38256	38294	38332	38371	38409	38447	38486	38524	1050
1060	38562	38600	38638	38677	38715	38753	38791	38830	38868	38906	1060
1070	38944	38982	39021	39059	39097	39135	39173	39211	39249	39288	1070
1080	39326	39364	39402	39440	39478	39516	39554	39592	39631	39669	1080
1090	39707	39745	39783	39821	39859	39897	39935	39973	40011	40049	1090
1100	40087	40125	40163	40201	40239	40277	40315	40353	40390	40428	1100
1110	40466	40504	40542	40580	40618	40656	40694	40731	40769	40807	1110
1120	40845	40883	40921	40959	40996	41034	41072	41110	41147	41185	1120
1130	41223	41261	41299	41336	41374	41412	41449	41487	41525	41562	1130
1140	41600	41638	41675	41713	41751	41788	41826	41864	41901	41939	1140
1150	41977	42014	42052	42089	42127	42165	42202	42240	42277	42315	1150
1160	42352	42390	42427	42465	42502	42540	42577	42615	42652	42690	1160
1170	42727	42765	42802	42839	42877	42914	42952	42989	43026	43064	1170
1180	43101	43138	43176	43213	43250	43288	43325	43362	43400	43437	1180
1190	43474	43511	43549	43586	43623	43660	43698	43735	43772	43809	1190

Type N Thermocouple Table

Nickel-Chromium-Silicon/Nickel-Silicon, Electromotive force as a function of temperature

		E/ μ V									
190/ $^{\circ}$ C	0	1	2	3	4	5	6	7	8	9	190/ $^{\circ}$ C
1200	43846	43884	43921	43958	43995	44032	44069	44106	44144	44181	1200
1210	44218	44255	44292	44329	44366	44403	44440	44477	44515	44551	1210
1220	44588	44625	44662	44699	44736	44773	44810	44847	44884	44921	1220
1230	44958	44995	45032	45069	45105	45142	45179	45216	45253	45290	1230
1240	45326	45363	45400	45437	45474	45510	45547	45584	45621	45657	1240
1250	45694	45731	45767	45804	45841	45877	45914	45951	45987	46024	1250
1260	46060	46097	46133	46170	46207	46243	46280	46316	46353	46389	1260
1270	46425	46462	46498	46535	46571	46608	46644	46680	46717	46753	1270
1280	46789	46826	46862	46898	46935	46971	47007	47043	47079	47116	1280
1290	47152	47188	47224	47260	47296	47333	47369	47405	47441	47477	1290
1300	47513										1300

		E/ μ V									
190/ $^{\circ}$ C	0	-1	-2	-3	-4	-5	-6	-7	-8	-9	190/ $^{\circ}$ C
-270	4345										-270
-260	4336	4337	4339	4340	4341	4342	4343	4344	4344	4345	-260
-250	4313	4316	4319	4321	4324	4326	4328	4330	4332	4334	-250
-240	4277	4281	4285	4289	4293	4297	4300	4304	4307	4310	-240
-230	4226	4232	4238	4243	4248	4254	4258	4263	4268	4273	-230
-220	4162	4169	4176	4183	4189	4196	4202	4209	4215	4221	-220
-210	4083	4091	4100	4108	4116	4124	4132	4140	4147	4154	-210
-200	3990	4000	4010	4020	4029	4038	4048	4057	4066	4074	-200
-190	3884	3896	3907	3918	3928	3939	3950	3960	3970	3980	-190
-180	3766	3778	3790	3803	3815	3827	3838	3850	3862	3873	-180
-170	3634	3648	3662	3675	3688	3702	3715	3728	3740	3753	-170
-160	3491	3506	3521	3535	3550	3564	3578	3593	3607	3621	-160
-150	3336	3352	3368	3384	3400	3415	3431	3446	3461	3476	-150
-140	3171	3188	3205	3221	3238	3255	3271	3288	3304	3320	-140
-130	2994	3012	3030	3048	3066	3084	3101	3119	3136	3153	-130
-120	2808	2827	2846	2865	2883	2902	2921	2939	2958	2976	-120
-110	2612	2632	2652	2672	2691	2711	2730	2750	2769	2789	-110
-100	2407	2428	2448	2469	2490	2510	2531	2551	2571	2592	-100
-90	2193	2215	2237	2258	2280	2301	2322	2344	2365	2386	-90
-80	1972	1995	2017	2039	2062	2084	2106	2128	2150	2172	-80
-70	1744	1767	1790	1813	1836	1859	1882	1905	1927	1950	-70
-60	1509	1533	1557	1580	1604	1627	1651	1674	1698	1721	-60
-50	1269	1293	1317	1341	1366	1390	1414	1438	1462	1485	-50
-40	1023	1048	1072	1097	1122	1146	1171	1195	1220	1244	-40
-30	772	798	823	848	873	898	923	948	973	998	-30
-20	518	544	569	595	620	646	671	696	722	747	-20
-10	260	286	312	338	364	390	415	441	467	492	-10
0	0	-26	-52	-78	-104	-131	-157	-183	-209	-234	0

Type K Thermocouple Table

Nickel-Chromium/Nickel-Aluminium, Electromotive force as a function of temperature

		$\mathcal{E}/\mu\text{V}$									
190/°C	0	1	2	3	4	5	6	7	8	9	190/°C
0	0	39	79	119	158	198	238	277	317	357	0
10	397	437	477	517	557	597	637	677	718	758	10
20	798	838	879	919	960	1000	1041	1081	1122	1163	20
30	1203	1244	1285	1326	1366	1407	1448	1489	1530	1571	30
40	1612	1653	1694	1735	1776	1817	1858	1899	1941	1982	40
50	2023	2064	2106	2147	2188	2230	2271	2312	2354	2395	50
60	2436	2478	2519	2561	2602	2644	2685	2727	2768	2810	60
70	2851	2893	2934	2976	3017	3059	3100	3142	3184	3225	70
80	3267	3308	3350	3391	3433	3474	3516	3557	3599	3640	80
90	3682	3723	3765	3806	3848	3889	3931	3972	4013	4055	90
100	4096	4138	4179	4220	4262	4303	4344	4385	4427	4468	100
110	4509	4550	4591	4633	4674	4715	4756	4797	4838	4879	110
120	4920	4961	5002	5043	5084	5124	5165	5206	5247	5288	120
130	5328	5369	5410	5450	5491	5532	5572	5613	5653	5694	130
140	5735	5775	5815	5856	5896	5937	5977	6017	6058	6098	140
150	6138	6179	6219	6259	6299	6340	6380	6420	6460	6500	150
160	6540	6580	6620	6660	6701	6741	6781	6821	6861	6901	160
170	6941	6981	7021	7060	7100	7140	7180	7220	7260	7300	170
180	7340	7380	7420	7460	7500	7540	7579	7619	7659	7699	180
190	7739	7779	7819	7859	7899	7939	7979	8019	8059	8099	190
200	8138	8178	8218	8258	8298	8338	8378	8418	8458	8499	200
210	8539	8579	8619	8659	8699	8739	8779	8819	8860	8900	210
220	8940	8980	9020	9061	9101	9141	9181	9222	9262	9302	220
230	9343	9383	9423	9464	9504	9545	9585	9626	9666	9707	230
240	9747	9788	9828	9869	9909	9950	9991	10031	10072	10113	240
250	10153	10194	10235	10276	10316	10357	10398	10439	10480	10520	250
260	10561	10602	10643	10684	10725	10766	10807	10848	10889	10930	260
270	10971	11012	11053	11094	11135	11176	11217	11259	11300	11341	270
280	11382	11423	11465	11506	11547	11588	11630	11671	11712	11753	280
290	11795	11836	11877	11919	11960	12001	12043	12084	12126	12167	290
300	12209	12250	12291	12333	12374	12416	12457	12499	12540	12582	300
310	12624	12665	12707	12748	12790	12831	12873	12915	12956	12998	310
320	13040	13081	13123	13165	13206	13248	13290	13331	13373	13415	320
330	13457	13498	13540	13582	13624	13665	13707	13749	13791	13833	330
340	13874	13916	13958	14000	14042	14084	14126	14167	14209	14251	340
350	14293	14335	14377	14419	14461	14503	14545	14587	14629	14671	350
360	14713	14755	14797	14839	14881	14923	14965	15007	15049	15091	360
370	15133	15175	15217	15259	15301	15343	15385	15427	15469	15511	370
380	15554	15596	15638	15680	15722	15764	15806	15849	15891	15933	380
390	15975	16017	16059	16102	16144	16186	16228	16270	16313	16355	390
400	16397	16439	16482	16524	16566	16608	16651	16693	16735	16778	400
410	16820	16862	16904	16947	16989	17031	17074	17116	17158	17201	410
420	17243	17285	17328	17370	17413	17455	17497	17540	17582	17624	420
430	17667	17709	17752	17794	17837	17879	17921	17964	18006	18049	430
440	18091	18134	18176	18218	18261	18303	18346	18388	18431	18473	440
450	18516	18558	18601	18643	18686	18728	18771	18813	18856	18898	450
460	18941	18983	19026	19068	19111	19154	19196	19239	19281	19324	460
470	19366	19409	19451	19494	19537	19579	19622	19664	19707	19750	470
480	19792	19835	19877	19920	19962	20005	20048	20090	20133	20175	480
490	20218	20261	20303	20346	20389	20431	20474	20516	20559	20602	490
500	20644	20687	20730	20772	20815	20857	20900	20943	20985	21028	500
510	21071	21113	21156	21199	21241	21284	21326	21369	21412	21454	510
520	21497	21540	21582	21625	21668	21710	21753	21796	21838	21881	520
530	21924	21966	22009	22052	22094	22137	22179	22222	22265	22307	530
540	22350	22393	22435	22478	22521	22563	22606	22649	22691	22734	540
550	22776	22819	22862	22904	22947	22990	23032	23075	23117	23160	550
560	23203	23245	23288	23331	23373	23416	23458	23501	23544	23586	560
570	23629	23671	23714	23757	23799	23842	23884	23927	23970	24012	570
580	24055	24097	24140	24182	24225	24267	24310	24353	24395	24438	580
590	24480	24523	24565	24608	24650	24693	24735	24778	24820	24863	590

Type K Thermocouple Table

Nickel-Chromium/Nickel-Aluminium, Electromotive force as a function of temperature

190/°C	E/ μ V									190/°C	
	0	1	2	3	4	5	6	7	8		9
600	24905	24948	24990	25033	25075	25118	25160	25203	25245	25288	600
610	25330	25373	25415	25458	25500	25543	25585	25627	25670	25712	610
620	25755	25797	25840	25882	25924	25967	26009	26052	26094	26136	620
630	26179	26221	26263	26306	26348	26390	26433	26475	26517	26560	630
640	26602	26644	26687	26729	26771	26814	26856	26898	26940	26983	640
650	27025	27067	27109	27152	27194	27236	27278	27320	27363	27405	650
660	27447	27489	27531	27574	27616	27658	27700	27742	27784	27826	660
670	27869	27911	27953	27995	28037	28079	28121	28163	28205	28247	670
680	28289	28332	28374	28416	28458	28500	28542	28584	28626	28668	680
690	28710	28752	28794	28835	28877	28919	28961	29003	29045	29087	690
700	29129	29171	29213	29255	29297	29338	29380	29422	29464	29506	700
710	29548	29590	29631	29673	29715	29757	29798	29840	29882	29924	710
720	29965	30007	30049	30090	30132	30174	30216	30257	30299	30341	720
730	30382	30424	30466	30507	30549	30590	30632	30674	30715	30757	730
740	30798	30840	30881	30923	30964	31006	31047	31089	31130	31172	740
750	31213	31255	31296	31338	31379	31421	31462	31504	31545	31586	750
760	31628	31669	31710	31752	31793	31834	31876	31917	31958	32000	760
770	32041	32082	32124	32165	32206	32247	32289	32330	32371	32412	770
780	32453	32495	32536	32577	32618	32659	32700	32742	32783	32824	780
790	32865	32906	32947	32988	33029	33070	33111	33152	33193	33234	790
800	33275	33316	33357	33398	33439	33480	33521	33562	33603	33644	800
810	33685	33726	33767	33808	33849	33890	33931	33972	34013	34054	810
820	34093	34134	34175	34216	34257	34297	34338	34379	34420	34460	820
830	34501	34542	34582	34623	34664	34704	34745	34786	34826	34867	830
840	34908	34948	34989	35029	35070	35110	35151	35192	35232	35273	840
850	35313	35354	35394	35435	35475	35516	35556	35596	35637	35677	850
860	35718	35758	35798	35839	35879	35920	35960	36000	36041	36081	860
870	36121	36162	36202	36242	36282	36323	36363	36403	36443	36484	870
880	36524	36564	36604	36644	36685	36725	36765	36805	36845	36885	880
890	36925	36965	37006	37046	37086	37126	37166	37206	37246	37286	890
900	37326	37366	37406	37446	37486	37526	37566	37606	37646	37686	900
910	37725	37765	37805	37845	37885	37925	37965	38005	38044	38084	910
920	38124	38164	38204	38244	38283	38323	38363	38402	38442	38482	920
930	38522	38561	38601	38641	38680	38720	38760	38799	38839	38878	930
940	38918	38957	38997	39037	39076	39116	39155	39195	39235	39274	940
950	39314	39353	39393	39432	39471	39511	39550	39590	39629	39669	950
960	39708	39747	39787	39826	39866	39905	39944	39984	40023	40062	960
970	40101	40141	40180	40220	40259	40298	40337	40376	40415	40455	970
980	40494	40533	40572	40611	40651	40690	40729	40768	40807	40846	980
990	40885	40924	40963	41002	41042	41081	41120	41159	41198	41237	990
1000	41276	41315	41354	41393	41431	41470	41509	41548	41587	41626	1000
1010	41665	41704	41743	41781	41820	41859	41898	41937	41976	42014	1010
1020	42053	42092	42131	42169	42208	42247	42286	42324	42363	42402	1020
1030	42440	42479	42518	42556	42595	42633	42672	42711	42749	42788	1030
1040	42826	42865	42903	42942	42980	43019	43057	43096	43134	43173	1040
1050	43211	43250	43288	43327	43365	43403	43442	43480	43518	43557	1050
1060	43595	43633	43672	43710	43748	43787	43825	43863	43901	43940	1060
1070	43978	44016	44054	44092	44130	44169	44207	44245	44283	44321	1070
1080	44359	44397	44435	44473	44512	44550	44588	44626	44664	44702	1080
1090	44740	44778	44816	44854	44891	44929	44967	45005	45043	45081	1090
1100	45119	45157	45195	45232	45270	45308	45346	45383	45421	45459	1100
1110	45497	45534	45572	45610	45647	45685	45723	45760	45798	45836	1110
1120	45873	45911	45948	45986	46024	46061	46099	46136	46174	46211	1120
1130	46249	46286	46324	46361	46398	46436	46473	46511	46548	46585	1130
1140	46623	46660	46697	46735	46772	46809	46847	46884	46921	46958	1140
1150	46995	47033	47070	47107	47144	47181	47218	47256	47293	47330	1150
1160	47367	47404	47441	47478	47515	47552	47589	47626	47663	47700	1160
1170	47737	47774	47811	47848	47884	47921	47958	47995	48032	48069	1170
1180	48105	48142	48179	48216	48252	48289	48326	48363	48399	48436	1180
1190	48473	48509	48546	48582	48619	48656	48692	48729	48765	48802	1190

Type K Thermocouple Table

Nickel-Chromium/Nickel-Aluminium, Electromotive force as a function of temperature

		E/ μ V									
190/°C	0	1	2	3	4	5	6	7	8	9	190/°C
1200	48838	48875	48911	48948	48984	49021	49057	49093	49130	49166	1200
1210	49202	49239	49275	49311	49348	49384	49420	49456	49493	49529	1210
1220	49565	49601	49637	49674	49710	49746	49782	49818	49854	49890	1220
1230	49926	49962	49998	50034	50070	50106	50142	50178	50214	50250	1230
1240	50286	50322	50358	50393	50429	50465	50501	50537	50572	50608	1240
1250	50644	50680	50715	50751	50787	50822	50858	50894	50929	50965	1250
1260	51000	51036	51071	51107	51142	51178	51213	51249	51284	51320	1260
1270	51355	51391	51426	51461	51497	51532	51567	51603	51638	51673	1270
1280	51708	51744	51779	51814	51849	51885	51920	51955	51990	52025	1280
1290	52060	52095	52130	52165	52200	52235	52270	52305	52340	52375	1290
1300	52410	52445	52480	52515	52550	52585	52620	52654	52689	52724	1300
1310	52759	52794	52828	52863	52898	52932	52967	53002	53037	53071	1310
1320	53106	53140	53175	53210	53244	53279	53313	53348	53382	53417	1320
1330	53451	53486	53520	53555	53589	53623	53658	53692	53727	53761	1330
1340	53795	53830	53864	53898	53932	53967	54001	54035	54069	54104	1340
1350	54138	54172	54206	54240	54274	54308	54343	54377	54411	54445	1350
1360	54479	54513	54547	54581	54615	54649	54683	54717	54751	54785	1360
1370	54819	54852	54886								1370

Type K Thermocouple Table

Nickel-Chromium/Nickel-Aluminium, Electromotive force as a function of temperature

		E/ μ V									
190/°C	0	-1	-2	-3	-4	-5	-6	-7	-8	-9	190/°C
-270	-6458										-270
-260	-6441	-6444	-6446	-6448	-6450	-6452	-6453	-6455	-6456	-6457	-260
-250	-6404	-6408	-6413	-6417	-6421	-6425	-6429	-6432	-6435	-6438	-250
-240	-6344	-6351	-6358	-6364	-6370	-6377	-6382	-6388	-6393	-6399	-240
-230	-6262	-6271	-6280	-6289	-6297	-6306	-6314	-6322	-6329	-6337	-230
-220	-6158	-6170	-6181	-6192	-6202	-6213	-6223	-6233	-6243	-6252	-220
-210	-6035	-6048	-6061	-6074	-6087	-6099	-6111	-6123	-6135	-6147	-210
-200	-5891	-5907	-5922	-5936	-5951	-5965	-5980	-5994	-6007	-6021	-200
-190	-5730	-5747	-5763	-5780	-5797	-5813	-5829	-5845	-5861	-5876	-190
-180	-5550	-5569	-5588	-5606	-5624	-5642	-5660	-5678	-5695	-5713	-180
-170	-5354	-5374	-5395	-5415	-5435	-5454	-5474	-5493	-5512	-5531	-170
-160	-5141	-5163	-5185	-5207	-5228	-5250	-5271	-5292	-5313	-5333	-160
-150	-4913	-4936	-4960	-4983	-5006	-5029	-5052	-5074	-5097	-5119	-150
-140	-4669	-4694	-4719	-4744	-4768	-4793	-4817	-4841	-4865	-4889	-140
-130	-4411	-4437	-4463	-4490	-4516	-4542	-4567	-4593	-4618	-4644	-130
-120	-4138	-4166	-4194	-4221	-4249	-4276	-4303	-4330	-4357	-4384	-120
-110	-3852	-3882	-3911	-3939	-3968	-3997	-4025	-4054	-4082	-4110	-110
-100	-3554	-3584	-3614	-3645	-3675	-3705	-3734	-3764	-3794	-3823	-100
-90	-3243	-3274	-3306	-3337	-3368	-3400	-3431	-3462	-3492	-3523	-90
-80	-2920	-2953	-2986	-3018	-3050	-3083	-3115	-3147	-3179	-3211	-80
-70	-2587	-2620	-2654	-2688	-2721	-2755	-2788	-2821	-2854	-2887	-70
-60	-2243	-2278	-2312	-2347	-2382	-2416	-2450	-2485	-2519	-2553	-60
-50	-1889	-1925	-1961	-1996	-2032	-2067	-2103	-2138	-2173	-2208	-50
-40	-1527	-1564	-1600	-1637	-1673	-1709	-1745	-1782	-1818	-1854	-40
-30	-1156	-1194	-1231	-1268	-1305	-1343	-1380	-1417	-1453	-1490	-30
-20	-778	-816	-854	-892	-930	-968	-1006	-1043	-1081	-1119	-20
-10	-392	-431	-470	-508	-547	-586	-624	-663	-701	-739	-10
0	0	-39	-79	-118	-157	-197	-236	-275	-314	-353	0

Type E Thermocouple Table

Nickel-Chromium/Copper-Nickel, Electromotive force as a function of temperature

190/°C	E/μV									190/°C	
	0	1	2	3	4	5	6	7	8		9
0	0	59	118	176	235	294	354	413	472	532	0
10	591	651	711	770	830	890	950	1010	1071	1131	10
20	1192	1252	1313	1373	1434	1495	1556	1617	1678	1740	20
30	1801	1862	1924	1986	2047	2109	2171	2233	2295	2357	30
40	2420	2482	2545	2607	2670	2733	2795	2858	2921	2984	40
50	3048	3111	3174	3238	3301	3365	3429	3492	3556	3620	50
60	3685	3749	3813	3877	3942	4006	4071	4136	4200	4265	60
70	4330	4395	4460	4526	4591	4656	4722	4788	4853	4919	70
80	4985	5051	5117	5183	5249	5315	5382	5448	5514	5581	80
90	5648	5714	5781	5848	5915	5982	6049	6117	6184	6251	90
100	6319	6386	6454	6522	6590	6658	6725	6794	6862	6930	100
110	6998	7066	7135	7203	7272	7341	7409	7478	7547	7616	110
120	7685	7754	7823	7892	7962	8031	8101	8170	8240	8309	120
130	8379	8449	8519	8589	8659	8729	8799	8869	8940	9010	130
140	9081	9151	9222	9292	9363	9434	9505	9576	9647	9718	140
150	9789	9860	9931	10003	10074	10145	10217	10288	10360	10432	150
160	10503	10575	10647	10719	10791	10863	10935	11007	11080	11152	160
170	11224	11297	11369	11442	11514	11587	11660	11733	11805	11878	170
180	11951	12024	12097	12170	12243	12317	12390	12463	12537	12610	180
190	12684	12757	12831	12904	12978	13052	13126	13199	13273	13347	190
200	13421	13495	13569	13644	13718	13792	13866	13941	14015	14090	200
210	14164	14239	14313	14388	14463	14537	14612	14687	14762	14837	210
220	14912	14987	15062	15137	15212	15287	15362	15438	15513	15588	220
230	15664	15739	15815	15890	15966	16041	16117	16193	16269	16344	230
240	16420	16496	16572	16648	16724	16800	16876	16952	17028	17104	240
250	17181	17257	17333	17409	17486	17562	17639	17715	17792	17868	250
260	17945	18021	18098	18175	18252	18328	18405	18482	18559	18636	260
270	18713	18790	18867	18944	19021	19098	19175	19252	19330	19407	270
280	19484	19561	19639	19716	19794	19871	19948	20026	20103	20181	280
290	20259	20336	20414	20492	20569	20647	20725	20803	20880	20958	290
300	21036	21114	21192	21270	21348	21426	21504	21582	21660	21739	300
310	21817	21895	21973	22051	22129	22208	22286	22365	22443	22522	310
320	22600	22678	22757	22835	22914	22993	23071	23150	23228	23307	320
330	23386	23464	23543	23622	23701	23780	23858	23937	24016	24095	330
340	24174	24253	24332	24411	24490	24569	24648	24727	24806	24885	340
350	24964	25044	25123	25202	25281	25360	25440	25519	25598	25678	350
360	25757	25836	25916	25995	26075	26154	26233	26313	26392	26472	360
370	26552	26631	26711	26790	26870	26950	27029	27109	27189	27268	370
380	27348	27428	27507	27587	27667	27747	27827	27907	27986	28066	380
390	28146	28226	28306	28386	28466	28546	28626	28706	28786	28866	390
400	28946	29026	29106	29186	29266	29346	29427	29507	29587	29667	400
410	29747	29827	29908	29988	30068	30148	30229	30309	30389	30470	410
420	30550	30630	30711	30791	30871	30952	31032	31112	31193	31273	420
430	31354	31434	31515	31595	31676	31756	31837	31917	31998	32078	430
440	32159	32239	32320	32400	32481	32562	32642	32723	32803	32884	440
450	32965	33045	33126	33207	33287	33368	33449	33529	33610	33691	450
460	33772	33852	33933	34014	34095	34175	34256	34337	34418	34498	460
470	34579	34660	34741	34822	34902	34983	35064	35145	35226	35307	470
480	35387	35468	35549	35630	35711	35792	35873	35954	36034	36115	480
490	36196	36277	36358	36439	36520	36601	36682	36763	36843	36924	490
500	37005	37086	37167	37248	37329	37410	37491	37572	37653	37734	500
510	37815	37896	37977	38058	38139	38220	38300	38381	38462	38543	510
520	38624	38705	38786	38867	38948	39029	39110	39191	39272	39353	520
530	39434	39515	39596	39677	39758	39839	39920	40001	40082	40163	530
540	40243	40324	40405	40486	40567	40648	40729	40810	40891	40972	540
550	41053	41134	41215	41296	41377	41458	41539	41619	41700	41781	550
560	41862	41943	42024	42105	42185	42266	42347	42428	42509	42590	560
570	42671	42751	42832	42913	42994	43075	43156	43236	43317	43398	570
580	43479	43560	43640	43721	43802	43883	43963	44044	44125	44206	580
590	44286	44367	44448	44529	44609	44690	44771	44851	44932	45013	590

Type E Thermocouple Table

Nickel-Chromium/Copper-Nickel, Electromotive force as a function of temperature

190/°C	E/ μ V									190/°C	
	0	1	2	3	4	5	6	7	8		9
600	45093	45174	45255	45335	45416	45497	45577	45658	45738	45819	600
610	45900	45980	46061	46141	46222	46302	46383	46463	46544	46624	610
620	46705	46785	46866	46946	47027	47107	47188	47268	47349	47429	620
630	47509	47590	47670	47751	47831	47911	47992	48072	48152	48233	630
640	48313	48393	48474	48554	48634	48715	48795	48875	48955	49035	640
650	49116	49196	49276	49356	49436	49517	49597	49677	49757	49837	650
660	49917	49997	50077	50157	50238	50318	50398	50478	50558	50638	660
670	50718	50798	50878	50958	51038	51118	51197	51277	51357	51437	670
680	51517	51597	51677	51757	51837	51916	51996	52076	52156	52236	680
690	52315	52395	52475	52555	52634	52714	52794	52873	52953	53033	690
700	53112	53192	53272	53351	53431	53510	53590	53670	53749	53829	700
710	53908	53988	54067	54147	54226	54306	54385	54465	54544	54624	710
720	54703	54782	54862	54941	55021	55100	55179	55259	55338	55417	720
730	55497	55576	55655	55734	55814	55893	55972	56051	56131	56210	730
740	56289	56368	56447	56526	56606	56685	56764	56843	56922	57001	740
750	57080	57159	57238	57317	57396	57475	57554	57633	57712	57791	750
760	57870	57949	58028	58107	58186	58265	58343	58422	58501	58580	760
770	58659	58738	58816	58895	58974	59053	59131	59210	59289	59367	770
780	59446	59525	59604	59682	59761	59839	59918	59997	60075	60154	780
790	60232	60311	60390	60468	60547	60625	60704	60782	60860	60939	790
800	61017	61096	61174	61253	61331	61409	61488	61566	61644	61723	800
810	61801	61879	61958	62036	62114	62192	62271	62349	62427	62505	810
820	62583	62662	62740	62818	62896	62974	63052	63130	63208	63286	820
830	63364	63442	63520	63598	63676	63754	63832	63910	63988	64066	830
840	64144	64222	64300	64377	64455	64533	64611	64689	64766	64844	840
850	64922	65000	65077	65155	65233	65310	65388	65465	65543	65621	850
860	65698	65776	65853	65931	66008	66086	66163	66241	66318	66396	860
870	66473	66550	66628	66705	66782	66860	66937	67014	67092	67169	870
880	67246	67323	67400	67478	67555	67632	67709	67786	67863	67940	880
890	68017	68094	68171	68248	68325	68402	68479	68556	68633	68710	890
900	68787	68863	68940	69017	69094	69171	69247	69324	69401	69477	900
910	69554	69631	69707	69784	69860	69937	70013	70090	70166	70243	910
920	70319	70396	70472	70548	70625	70701	70777	70854	70930	71006	920
930	71082	71159	71235	71311	71387	71463	71539	71615	71692	71768	930
940	71844	71920	71996	72072	72147	72223	72299	72375	72451	72527	940
950	72603	72678	72754	72830	72906	72981	73057	73133	73208	73284	950
960	73360	73435	73511	73586	73662	73738	73813	73889	73964	74040	960
970	74115	74190	74266	74341	74417	74492	74567	74643	74718	74793	970
980	74869	74944	75019	75095	75170	75245	75320	75395	75471	75546	980
990	75621	75696	75771	75847	75922	75997	76072	76147	76223	76298	990
1000	76373										1000

Type E Thermocouple Table

Nickel-Chromium/Copper-Nickel, Electromotive force as a function of temperature

		E, μ V									
190/°C	0	-1	-2	-3	-4	-5	-6	-7	-8	-9	190/°C
-270	-9835										-270
-260	9797	-9802	-9808	-9813	-9817	-9821	-9825	-9828	-9831	-9833	-260
-250	9718	-9728	-9737	-9746	-9754	-9762	-9770	-9777	-9784	-9790	-250
-240	9604	-9617	-9630	-9642	-9654	-9666	-9677	-9688	-9698	-9709	-240
-230	9455	-9471	-9487	-9503	-9519	-9534	-9548	-9563	-9577	-9591	-230
-220	9274	-9293	-9313	-9331	-9350	-9368	-9386	-9404	-9421	-9438	-220
-210	9063	-9085	-9107	-9129	-9151	-9172	-9193	-9214	-9234	-9254	-210
-200	8825	-8850	-8874	-8899	-8923	-8947	-8971	-8994	-9017	-9040	-200
-190	8561	-8588	-8616	-8643	-8669	-8696	-8722	-8748	-8774	-8799	-190
-180	8273	-8303	-8333	-8362	-8391	-8420	-8449	-8477	-8505	-8533	-180
-170	7963	-7995	-8027	-8059	-8090	-8121	-8152	-8183	-8213	-8243	-170
-160	7632	-7666	-7700	-7733	-7767	-7800	-7833	-7866	-7899	-7931	-160
-150	7279	-7315	-7351	-7387	-7423	-7458	-7493	-7528	-7563	-7597	-150
-140	6907	-6945	-6983	-7021	-7058	-7096	-7133	-7170	-7206	-7243	-140
-130	6516	-6556	-6596	-6636	-6675	-6714	-6753	-6792	-6831	-6869	-130
-120	6107	-6149	-6191	-6232	-6273	-6314	-6355	-6396	-6436	-6476	-120
-110	5681	-5724	-5767	-5810	-5853	-5896	-5939	-5981	-6023	-6065	-110
-100	5237	-5282	-5327	-5372	-5417	-5461	-5505	-5549	-5593	-5637	-100
-90	4777	-4824	-4871	-4917	-4963	-5009	-5055	-5101	-5147	-5192	-90
-80	4302	-4350	-4398	-4446	-4494	-4542	-4589	-4636	-4684	-4731	-80
-70	3811	-3861	-3911	-3960	-4009	-4058	-4107	-4156	-4205	-4254	-70
-60	3306	-3357	-3408	-3459	-3510	-3561	-3611	-3661	-3711	-3761	-60
-50	2787	-2840	-2892	-2944	-2996	-3048	-3100	-3152	-3204	-3255	-50
-40	2255	-2309	-2362	-2416	-2469	-2523	-2576	-2629	-2682	-2735	-40
-30	1709	-1765	-1820	-1874	-1929	-1984	-2038	-2093	-2147	-2201	-30
-20	-1152	-1208	-1264	-1320	-1376	-1432	-1488	-1543	-1599	-1654	-20
-10	-582	-639	-697	-754	-811	-868	-925	-982	-1039	-1095	-10
0	0	-59	-117	-176	-234	-292	-350	-408	-466	-524	0

Type T Thermocouple Table

Copper/Copper-Nickel, Electromotive force as a function of temperature

		E/mV									
190/°C	0	1	2	3	4	5	6	7	8	9	190/°C
0	0	39	78	117	156	195	234	273	312	352	0
10	391	431	470	510	549	589	629	669	709	749	10
20	790	830	870	911	951	992	1033	1074	1114	1155	20
30	1196	1238	1279	1320	1362	1403	1445	1486	1528	1570	30
40	1612	1654	1696	1738	1780	1823	1865	1908	1950	1993	40
50	2036	2079	2122	2165	2208	2251	2294	2338	2381	2425	50
60	2468	2512	2556	2600	2643	2687	2732	2776	2820	2864	60
70	2909	2953	2998	3043	3087	3132	3177	3222	3267	3312	70
80	3358	3403	3448	3494	3539	3585	3631	3677	3722	3768	80
90	3814	3860	3907	3953	3999	4046	4092	4138	4185	4232	90
100	4279	4325	4372	4419	4466	4513	4561	4608	4655	4702	100
110	4750	4798	4845	4893	4941	4988	5036	5084	5132	5180	110
120	5228	5277	5325	5373	5422	5470	5519	5567	5616	5665	120
130	5714	5763	5812	5861	5910	5959	6008	6057	6107	6156	130
140	6206	6255	6305	6355	6404	6454	6504	6554	6604	6654	140
150	6704	6754	6805	6855	6905	6956	7006	7057	7107	7158	150
160	7209	7260	7310	7361	7412	7463	7515	7566	7617	7668	160
170	7720	7771	7823	7874	7926	7977	8029	8081	8133	8185	170
180	8237	8289	8341	8393	8445	8497	8550	8602	8654	8707	180
190	8759	8812	8865	8917	8970	9023	9076	9129	9182	9235	190
200	9288	9341	9395	9448	9501	9555	9608	9662	9715	9769	200
210	9822	9876	9930	9984	10038	10092	10146	10200	10254	10308	210
220	10362	10417	10471	10525	10580	10634	10689	10743	10798	10853	220
230	10907	10962	11017	11072	11127	11182	11237	11292	11347	11403	230
240	11458	11513	11569	11624	11680	11735	11791	11846	11902	11958	240
250	12013	12069	12125	12181	12237	12293	12349	12405	12461	12518	250
260	12574	12630	12687	12743	12799	12856	12912	12969	13026	13082	260
270	13139	13196	13253	13310	13366	13423	13480	13537	13595	13652	270
280	13709	13766	13823	13881	13938	13995	14053	14110	14168	14226	280
290	14283	14341	14399	14456	14514	14572	14630	14688	14746	14804	290
300	14882	14940	14998	15056	15095	15153	15211	15270	15328	15386	300
310	15445	15503	15562	15621	15679	15738	15797	15856	15914	15973	310
320	16032	16091	16150	16209	16268	16327	16387	16446	16505	16564	320
330	16624	16683	16742	16802	16861	16921	16980	17040	17100	17159	330
340	17219	17279	17339	17399	17458	17518	17578	17638	17698	17759	340
350	17819	17879	17939	17999	18060	18120	18180	18241	18301	18362	350
360	18422	18483	18543	18604	18665	18725	18786	18847	18908	18969	360
370	19030	19091	19152	19213	19274	19335	19396	19457	19518	19579	370
380	19641	19702	19763	19825	19886	19947	20009	20070	20132	20193	380
390	20255	20317	20378	20440	20502	20563	20625	20687	20748	20810	390
400	20872										400

Type T Thermocouple Table

Copper/Copper-Nickel, Electromotive force as a function of temperature

		E/ μ V									
190/ $^{\circ}$ C	0	-1	2	-3	4	-5	6	-7	8	-9	190/ $^{\circ}$ C
-270	-6258										270
-260	-6232	-6236	-6239	-6242	-6245	-6248	-6251	-6253	-6255	-6256	-260
-250	-6180	-6187	-6193	-6198	-6204	-6209	-6214	-6219	-6223	-6228	-250
-240	-6105	-6114	-6122	-6130	-6138	-6146	-6153	-6160	-6167	-6174	-240
-230	-6007	-6017	-6028	-6038	-6049	-6059	-6068	-6078	-6087	-6096	-230
-220	-5888	-5901	-5914	-5926	-5938	-5950	-5962	-5973	-5985	-5996	-220
-210	-5753	-5767	-5782	-5795	-5809	-5823	-5836	-5850	-5863	-5876	-210
-200	-5603	-5619	-5634	-5650	-5665	-5680	-5695	-5710	-5724	-5739	-200
-190	-5439	-5456	-5473	-5489	-5506	-5523	-5539	-5555	-5571	-5587	-190
-180	-5261	-5279	-5297	-5316	-5334	-5351	-5369	-5387	-5404	-5421	-180
-170	-5070	-5089	-5109	-5128	-5148	-5167	-5186	-5205	-5224	-5242	-170
-160	-4865	-4886	-4907	-4928	-4949	-4969	-4989	-5010	-5030	-5050	-160
-150	-4648	-4671	-4693	-4715	-4737	-4759	-4780	-4802	-4823	-4844	-150
-140	-4419	-4443	-4466	-4489	-4512	-4535	-4558	-4581	-4604	-4626	-140
-130	-4177	-4202	-4226	-4251	-4275	-4300	-4324	-4348	-4372	-4395	-130
-120	-3923	-3949	-3975	-4000	-4026	-4052	-4077	-4102	-4127	-4152	-120
-110	-3657	-3684	-3711	-3738	-3765	-3791	-3818	-3844	-3871	-3897	-110
-100	-3379	-3407	-3435	-3463	-3491	-3519	-3547	-3574	-3602	-3629	-100
-90	-3089	-3118	-3148	-3177	-3206	-3235	-3264	-3293	-3322	-3350	-90
-80	-2788	-2818	-2849	-2879	-2910	-2940	-2970	-3000	-3030	-3059	-80
-70	-2476	-2507	-2539	-2571	-2602	-2633	-2664	-2695	-2726	-2757	-70
-60	-2153	-2186	-2218	-2251	-2283	-2316	-2348	-2380	-2412	-2444	-60
-50	-1819	-1853	-1887	-1920	-1954	-1987	-2021	-2054	-2087	-2120	-50
-40	-1475	-1510	-1545	-1579	-1614	-1648	-1683	-1717	-1751	-1785	-40
-30	-1121	-1157	-1192	-1228	-1264	-1299	-1335	-1370	-1405	-1440	-30
-20	-757	-794	-830	-867	-904	-940	-976	-1013	-1049	-1085	-20
-10	-383	-421	-459	-496	-534	-571	-608	-646	-683	-720	-10
0	0	-39	-77	-116	-154	-193	-231	-269	-307	-345	0

Type J Thermocouple Table

Iron/Copper-Nickel, Electromotive force as a function of temperature

190/°C	E/ μ V									190/°C	
	0	1	2	3	4	5	6	7	8		9
0	0	50	101	151	202	253	303	354	405	456	0
10	507	558	609	660	711	762	814	865	916	968	10
20	1019	1071	1122	1174	1226	1277	1329	1381	1433	1485	20
30	1537	1589	1641	1693	1745	1797	1849	1902	1954	2006	30
40	2059	2111	2164	2216	2269	2322	2374	2427	2480	2532	40
50	2585	2638	2691	2744	2797	2850	2903	2956	3009	3062	50
60	3116	3169	3222	3275	3329	3382	3436	3489	3543	3596	60
70	3650	3703	3757	3810	3864	3918	3971	4025	4079	4133	70
80	4187	4240	4294	4348	4402	4456	4510	4564	4618	4672	80
90	4726	4781	4835	4889	4943	4997	5052	5106	5160	5215	90
100	5269	5323	5378	5432	5487	5541	5595	5650	5705	5759	100
110	5814	5868	5923	5977	6032	6087	6141	6196	6251	6306	110
120	6360	6415	6470	6525	6579	6634	6689	6744	6799	6854	120
130	6909	6964	7019	7074	7129	7184	7239	7294	7349	7404	130
140	7459	7514	7569	7624	7679	7734	7789	7844	7900	7955	140
150	8010	8065	8120	8175	8231	8286	8341	8396	8452	8507	150
160	8562	8618	8673	8728	8783	8839	8894	8949	9005	9060	160
170	9115	9171	9226	9282	9337	9392	9448	9503	9559	9614	170
180	9669	9725	9780	9836	9891	9947	10002	10057	10113	10168	180
190	10224	10279	10335	10390	10446	10501	10557	10612	10668	10723	190
200	10779	10834	10890	10945	11001	11056	11112	11167	11223	11278	200
210	11334	11389	11445	11501	11556	11612	11667	11723	11778	11834	210
220	11889	11945	12000	12056	12111	12167	12222	12278	12334	12389	220
230	12445	12500	12556	12611	12667	12722	12778	12833	12889	12944	230
240	13000	13056	13111	13167	13222	13278	13333	13389	13444	13500	240
250	13555	13611	13666	13722	13777	13833	13888	13944	13999	14055	250
260	14110	14166	14221	14277	14332	14388	14443	14499	14554	14609	260
270	14665	14720	14776	14831	14887	14942	14998	15053	15109	15164	270
280	15219	15275	15330	15386	15441	15496	15552	15607	15663	15718	280
290	15773	15829	15884	15940	15995	16050	16106	16161	16216	16272	290
300	16327	16383	16438	16493	16549	16604	16659	16715	16770	16825	300
310	16881	16936	16991	17046	17102	17157	17212	17268	17323	17378	310
320	17434	17489	17544	17599	17655	17710	17765	17820	17876	17931	320
330	17986	18041	18097	18152	18207	18262	18318	18373	18428	18483	330
340	18538	18594	18649	18704	18759	18814	18870	18925	18980	19035	340
350	19090	19146	19201	19256	19311	19366	19422	19477	19532	19587	350
360	19642	19697	19753	19808	19863	19918	19973	20028	20083	20139	360
370	20194	20249	20304	20359	20414	20469	20525	20580	20635	20690	370
380	20745	20800	20855	20911	20966	21021	21076	21131	21186	21241	380
390	21297	21352	21407	21462	21517	21572	21627	21683	21738	21793	390
400	21848	21903	21958	22014	22069	22124	22179	22234	22289	22345	400
410	22400	22455	22510	22565	22620	22675	22731	22786	22841	22896	410
420	22952	23007	23062	23117	23172	23228	23283	23338	23393	23449	420
430	23504	23559	23614	23670	23725	23780	23835	23891	23946	24001	430
440	24057	24112	24167	24223	24278	24333	24389	24444	24499	24555	440
450	24610	24665	24721	24776	24832	24887	24943	24998	25053	25109	450
460	25164	25220	25275	25331	25386	25442	25497	25553	25608	25664	460
470	25720	25775	25831	25886	25942	25998	26053	26109	26165	26220	470
480	26276	26332	26387	26443	26499	26555	26610	26666	26722	26778	480
490	26834	26889	26945	27001	27057	27113	27169	27225	27281	27337	490
500	27393	27449	27505	27561	27617	27673	27729	27785	27841	27897	500
510	27953	28010	28066	28122	28178	28234	28291	28347	28403	28460	510
520	28516	28572	28629	28685	28741	28798	28854	28911	28967	29024	520
530	29080	29137	29194	29250	29307	29363	29420	29477	29534	29590	530
540	29647	29704	29761	29818	29874	29931	29988	30045	30102	30159	540
550	30216	30273	30330	30387	30444	30502	30559	30616	30673	30730	550
560	30786	30843	30900	30957	31014	31071	31129	31186	31243	31300	560
570	31362	31419	31477	31535	31592	31650	31708	31766	31823	31881	570
580	31939	31997	32055	32113	32171	32229	32287	32345	32403	32461	580
590	32519	32577	32636	32694	32752	32810	32869	32927	32985	33044	590

Type J Thermocouple Table

Iron/Copper-Nickel, Electromotive force as a function of temperature

190/°C		ε/μV									190/°C
		0	1	2	3	4	5	6	7	8	
600	33102	33161	33219	33278	33337	33395	33454	33513	33571	33630	600
610	33689	33748	33807	33866	33925	33984	34043	34102	34161	34220	610
620	34277	34336	34395	34454	34513	34572	34631	34690	34749	34808	620
630	34873	34932	34991	35050	35109	35168	35227	35286	35345	35404	630
640	35470	35529	35588	35647	35706	35765	35824	35883	35942	36001	640
650	36071	36130	36189	36248	36307	36366	36425	36484	36543	36602	650
660	36675	36734	36793	36852	36911	36970	37029	37088	37147	37206	660
670	37284	37343	37402	37461	37520	37579	37638	37697	37756	37815	670
680	37896	37955	38014	38073	38132	38191	38250	38309	38368	38427	680
690	38512	38571	38630	38689	38748	38807	38866	38925	38984	39043	690
700	39132	39191	39250	39309	39368	39427	39486	39545	39604	39663	700
710	39755	39814	39873	39932	39991	40050	40109	40168	40227	40286	710
720	40382	40441	40500	40559	40618	40677	40736	40795	40854	40913	720
730	41012	41071	41130	41189	41248	41307	41366	41425	41484	41543	730
740	41645	41704	41763	41822	41881	41940	41999	42058	42117	42176	740
750	42281	42340	42399	42458	42517	42576	42635	42694	42753	42812	750
760	42919	42978	43037	43096	43155	43214	43273	43332	43391	43450	760
770	43559	43618	43677	43736	43795	43854	43913	43972	44031	44090	770
780	44203	44262	44321	44380	44439	44498	44557	44616	44675	44734	780
790	44848	44907	44966	45025	45084	45143	45202	45261	45320	45379	790
800	45494	45553	45612	45671	45730	45789	45848	45907	45966	46025	800
810	46141	46200	46259	46318	46377	46436	46495	46554	46613	46672	810
820	46786	46845	46904	46963	47022	47081	47140	47199	47258	47317	820
830	47431	47490	47549	47608	47667	47726	47785	47844	47903	47962	830
840	48074	48133	48192	48251	48310	48369	48428	48487	48546	48605	840
850	48715	48774	48833	48892	48951	49010	49069	49128	49187	49246	850
860	49353	49412	49471	49530	49589	49648	49707	49766	49825	49884	860
870	49989	50048	50107	50166	50225	50284	50343	50402	50461	50520	870
880	50622	50681	50740	50799	50858	50917	50976	51035	51094	51153	880
890	51251	51310	51369	51428	51487	51546	51605	51664	51723	51782	890
900	51877	51936	51995	52054	52113	52172	52231	52290	52349	52408	900
910	52500	52559	52618	52677	52736	52795	52854	52913	52972	53031	910
920	53119	53178	53237	53296	53355	53414	53473	53532	53591	53650	920
930	53735	53794	53853	53912	53971	54030	54089	54148	54207	54266	930
940	54347	54406	54465	54524	54583	54642	54701	54760	54819	54878	940
950	54956	55015	55074	55133	55192	55251	55310	55369	55428	55487	950
960	55561	55620	55679	55738	55797	55856	55915	55974	56033	56092	960
970	56164	56223	56282	56341	56400	56459	56518	56577	56636	56695	970
980	56753	56812	56871	56930	56989	57048	57107	57166	57225	57284	980
990	57360	57419	57478	57537	57596	57655	57714	57773	57832	57891	990
1000	57953	58012	58071	58130	58189	58248	58307	58366	58425	58484	1000
1010	58545	58604	58663	58722	58781	58840	58899	58958	59017	59076	1010
1020	59134	59193	59252	59311	59370	59429	59488	59547	59606	59665	1020
1030	59721	59780	59839	59898	59957	60016	60075	60134	60193	60252	1030
1040	60307	60366	60425	60484	60543	60602	60661	60720	60779	60838	1040
1050	60890	60949	61008	61067	61126	61185	61244	61303	61362	61421	1050
1060	61473	61532	61591	61650	61709	61768	61827	61886	61945	62004	1060
1070	62054	62113	62172	62231	62290	62349	62408	62467	62526	62585	1070
1080	62634	62693	62752	62811	62870	62929	62988	63047	63106	63165	1080
1090	63214	63273	63332	63391	63450	63509	63568	63627	63686	63745	1090
1100	63792	63851	63910	63969	64028	64087	64146	64205	64264	64323	1100
1110	64370	64429	64488	64547	64606	64665	64724	64783	64842	64901	1110
1120	64948	65007	65066	65125	65184	65243	65302	65361	65420	65479	1120
1130	65525	65584	65643	65702	65761	65820	65879	65938	65997	66056	1130
1140	66102	66161	66220	66279	66338	66397	66456	66515	66574	66633	1140
1150	66679	66738	66797	66856	66915	66974	67033	67092	67151	67210	1150
1160	67255	67314	67373	67432	67491	67550	67609	67668	67727	67786	1160
1170	67831	67890	67949	68008	68067	68126	68185	68244	68303	68362	1170
1180	68406	68465	68524	68583	68642	68701	68760	68819	68878	68937	1180
1190	68980	69039	69098	69157	69216	69275	69334	69393	69452	69511	1190
1200	69553										1200

Type J Thermocouple Table

Iron/Copper-Nickel, Electromotive force as a function of temperature

		E/ μ V									
190/°C	0	-1	-2	-3	-4	-5	-6	-7	-8	-9	190/°C
-210	-8095										-210
-200	-7890	-7912	-7934	-7955	-7976	-7996	-8017	-8037	-8057	-8076	-200
-190	-7659	-7683	-7707	-7731	-7755	-7778	-7801	-7824	-7846	-7868	-190
-180	-7403	-7429	-7456	-7482	-7508	-7534	-7559	-7585	-7610	-7634	-180
-170	-7123	-7152	-7181	-7209	-7237	-7265	-7293	-7321	-7348	-7376	-170
-160	-6821	-6853	-6883	-6914	-6944	-6975	-7005	-7035	-7064	-7094	-160
-150	-6500	-6533	-6566	-6598	-6631	-6663	-6695	-6727	-6759	-6790	-150
-140	-6159	-6194	-6229	-6263	-6298	-6332	-6366	-6400	-6433	-6467	-140
-130	-5801	-5838	-5874	-5910	-5946	-5982	-6018	-6054	-6089	-6124	-130
-120	-5426	-5465	-5503	-5541	-5578	-5616	-5653	-5690	-5727	-5764	-120
-110	-5037	-5076	-5116	-5155	-5194	-5233	-5272	-5311	-5350	-5388	-110
-100	-4633	-4674	-4714	-4755	-4796	-4836	-4877	-4917	-4957	-4997	-100
-90	-4215	-4257	-4300	-4342	-4384	-4425	-4467	-4509	-4550	-4591	-90
-80	-3786	-3829	-3872	-3916	-3959	-4002	-4045	-4088	-4130	-4173	-80
-70	-3344	-3389	-3434	-3478	-3522	-3566	-3610	-3654	-3698	-3742	-70
-60	-2893	-2938	-2984	-3029	-3075	-3120	-3165	-3210	-3255	-3300	-60
-50	-2431	-2478	-2524	-2571	-2617	-2663	-2709	-2755	-2801	-2847	-50
-40	-1961	-2008	-2055	-2103	-2150	-2197	-2244	-2291	-2338	-2385	-40
-30	-1482	-1530	-1578	-1626	-1674	-1722	-1770	-1818	-1865	-1913	-30
-20	-995	-1044	-1093	-1142	-1190	-1239	-1288	-1336	-1385	-1433	-20
-10	-501	-550	-600	-650	-699	-749	-798	-847	-896	-946	-10
0	0	-50	-101	-151	-201	-251	-301	-351	-401	-451	0

ISOTECH ENQUIRY FORM

PLEASE PHOTOCOPY THIS FORM, FILL IN ANY RELEVANT DETAILS AND FAX TO ISOTECH

Fax Number +44 (0) 1704 544799

Your name

Your fax number

Your company name

Your address

Your telephone number

Date

Isotech has a wide range of temperature products for which we publish a number of catalogues shown opposite.

We are also involved in a continuing process of developing products, so please let us know what your needs or problems are if you cannot find what you want in any of our catalogues.

Isotech is participating in running various training courses so if you wish to improve your skill level contact us for our list of forthcoming courses.

Please use this fax-back form to let us know how we can help you.

I require further information concerning

I require further product information concerning...

Please tick box




The ISOTECH Reference Manual for Temperature Products & Services

tick



Metal Block Baths & Data Acquisition

tick



Liquid in Glass Calibration

tick



NAMAS Calibration Facilities

tick



Information on Courses

tick



Thermal Developments International (PRTD'S)

tick



New Products and Services

tick

Temperature Calibration Using Dry Block Baths



N.T.P.L.

NORTHERN TEMPERATURE PRIMARY LABORATORY

Isothermal Technology Limited

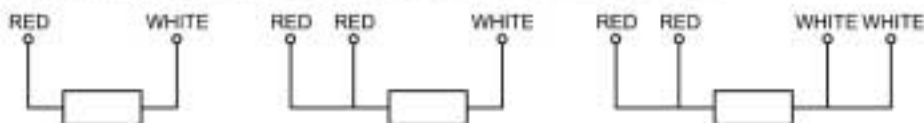
Pine Grove, Southport, Merseyside, PR9 9AG, England
Tel. +44 (0) 1704 543830 Fax +44 (0) 1704 544799
E-mail info@isotech.co.uk <http://www.isotech.co.uk>

Or visit our web-site at <http://www.isotech.co.uk>

Thermocouple Information to IEC 584-3

Type	Conductors + / -	Sheath Insulation & Positive Conductor Colour
E	Nickel Chromium / Copper Nickel	VIOLET 
J	Iron / Copper Nickel	BLACK 
K	Nickel Chromium / Nickel Aluminium	GREEN 
N	Nickel Chromium Silicon / Nickel Silicon	PINK 
R	Platinum / Platinum Rhodium 13%	ORANGE 
S	Platinum / Platinum Rhodium 10%	ORANGE 
T	Copper / Copper Nickel	BROWN 

Platinum Resistance Thermometer Identification



Summary Table of Some ITS-90 Fixed Points

Summary of some fixed points including effect of pressure and depth

Substance	Assigned Value of equilibrium temperature T ₉₀ /K	Assigned Value of equilibrium temperature t ₉₀ /°C	Assigned Value of equilibrium temperature °F	State	Temperature with pressure, mK/at	Variation with depth, mK/metre
Mercury	234.3156	-38.8344	-37.9019	Triple	5.4	7.1
Water	273.16	0.01	32.018	Triple	-7.5	-0.73
Gallium	302.9146	29.7646	85.5763	Melt	-2.0	-1.2
Indium	429.7485	156.5985	313.8773	Freeze	4.9	3.3
Tin	505.078	231.928	449.4704	Freeze	3.3	2.2
Zinc	692.677	419.527	787.149	Freeze	4.3	2.7
Aluminium	933.473	660.323	1220.581	Freeze	7.0	1.6

ISOTECH

Isothermal Technology Limited



MEET ISO 9000 REQUIREMENTS



DRY BLOCK CALIBRATOR

- Calibration Volume
- Temperature Controller of Dry Block Calibrator
- Indicator for Reference Probe (NAMAS Calibration Available)

INSERTS & FAST COOL DOWN ATTACHMENT



REFERENCE PROBE



Reference Probes for Dry Block Calibrator

A Short Guide to the Isothermal Reference Manual for Temperature Products and Services.

We would like to introduce you to our Technical Products Reference Manual. This 185 page publication is the most comprehensive guide to our products and services that we have ever produced. We cannot hope to give you more than a brief idea of its contents in this short guide, nevertheless we hope to convince you that the Isotech Technical Products Reference Manual must form an indispensable addition to your library.

The manual is divided into the following 15 sections, colour coded to assist in finding sections of specific interest. In addition we have inserted helpful hints and notes wherever we believe these will be useful to you.



Complete Calibration Systems	■
True Temperature Indicators	■
Standard Platinum Resistance Thermometers	■
Standard Thermocouples	■
Measurement Uncertainty	■
Metrology Products for Primary Laboratories	■
Professional Comparison Calibrators	■
Dry Block Calibration Systems	■
Testers	■
Block Body Sources	■
Reference Junction Equipment	■
Simulators and Sources	■
Journal of Thermometry	■
Thermocouple and Industrial PRT Characteristics	■

Our full Reference Manual
and
Journals of Thermometry
are available
from the address below:

ISOTHERMAL TECHNOLOGY LIMITED

Pine Grove, Southport, Merseyside, PR9 9AG ENGLAND
Tel: +44 (0) 1704 543830 Fax: +44 (0) 1704 544799
Internet: <http://www.isotech.co.uk>